

Bee Sampler



Design by Rhonda Brewer

Counted Cross-Stitch

Finished size: 4-1/4"w X 11-3/4"h
Stitched on 14 count Aida Cloth

This design may be used for personal and church use only/it may not be used for financial gain.

Supplies Needed

14-Count Aida Cloth: 6-1/2"w x 15"l

Tapetry needle

DMC - Floss

blanc -White	#772 -Yellow Green/very light
#309 -Rose/dark	#776 -Pink/medium
#310 -Black	#818 -Baby Pink
#318 -Steel Grey/light	#826 -Blue/medium
#415 -Pearl Gray	#899 -Rose/medium
#434 -Brown/light	#938 -Coffee Brown/ul dark
#435 -Brown/very light	#3325 -Baby Blue/light
#552 -Purple	#3362 -Pine Green/dark
#676 -Old Gold/light	#3363 -Pine Green/medium
#729 -Old Gold/medium	#3364 -Pine Green
#762 -Pearl Gray/light	#3371 -Black Brown

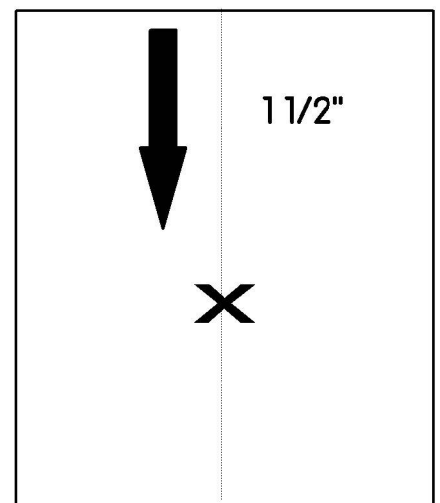
Finishing Materials (Not included in Kit)

Stitching Notes:

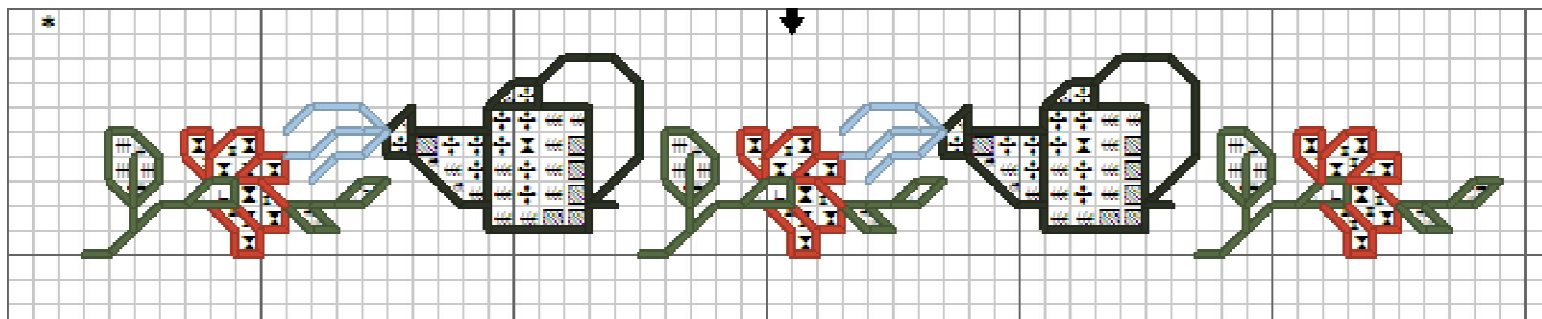
All full and half stitches use 2 strands of floss, except for the large bees which use 3 strands. See the floss chart for individual thread counts.

All backstitching uses 1 strand of floss, except for the large bees, which use 2 strands. See the floss chart for individual thread counts.






Begin stitching by finding the middle of the fabric, lengthwise:
Measure down 1 1/2" and begin stitching the top line of the design.
Continue working downward.







Top Line:



Floss Used for Full and Quarter Stitches:

Symbol	Strands	Type	Number	Color
	2	DMC	318	Steel Gray-LT
	2	DMC	415	Pearl Gray
	2	DMC	762	Pearl Gray-Very LT
	2	DMC	772	Yellow Green-Very LT
	2	DMC	818	Baby Pink

Floss Used for Back Stitches:

Symbol	Strands	Type	Number	Color
	1	DMC	310	Black
	1	DMC	776	Pink-MD
	1	DMC	3325	Baby Blue-LT
	1	DMC	3362	Pine Green-DK

Bees & Words

The large bees are stitched with 3 strands of black(#310) and 2 strands of blanc (white). The backstitching around each wing is stitched with 2 strands of black #310. Work Stripe on tail with 3 strands of #676, Old Gold-LT, and stitch one line diagonally across tail square.

Work the word "Grateful"

in 2 strands of #899

Work the word "Smart" in 2 strands of #435

Work the word "Clean" in 2 strands of #826

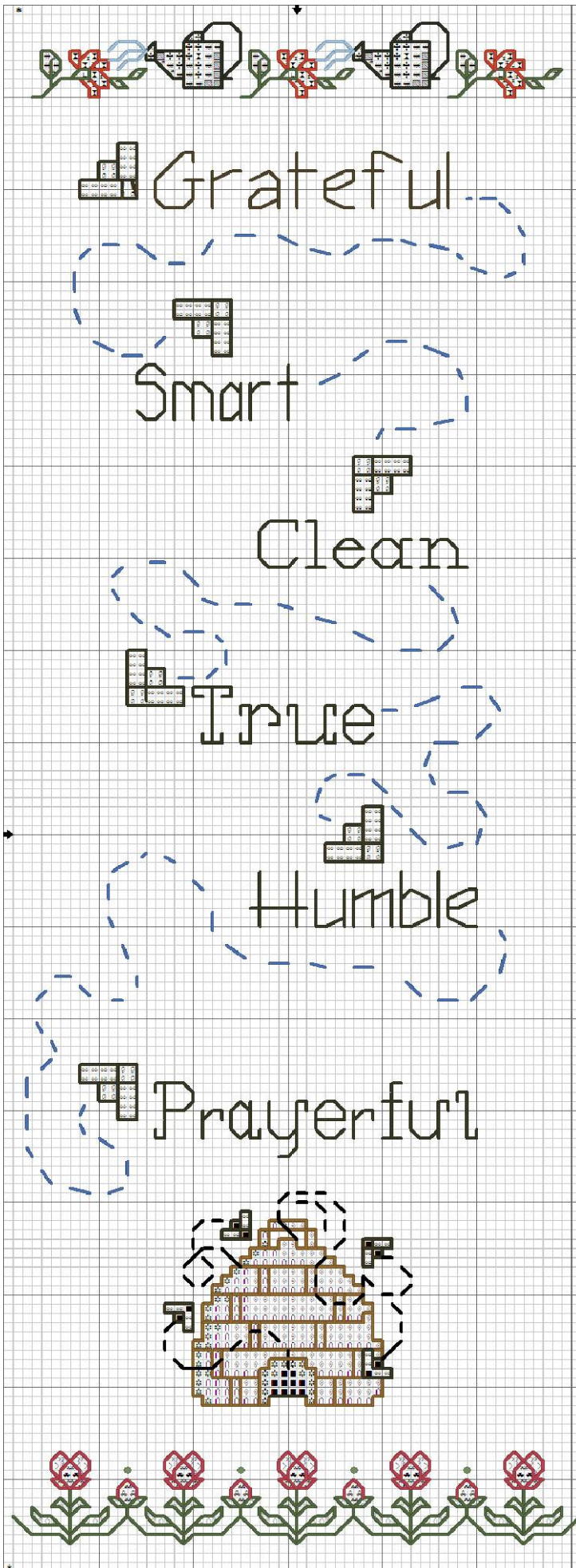
Work the word "True" in 2 strands of #309

Work the word "Humble" in 2 strands of #3362

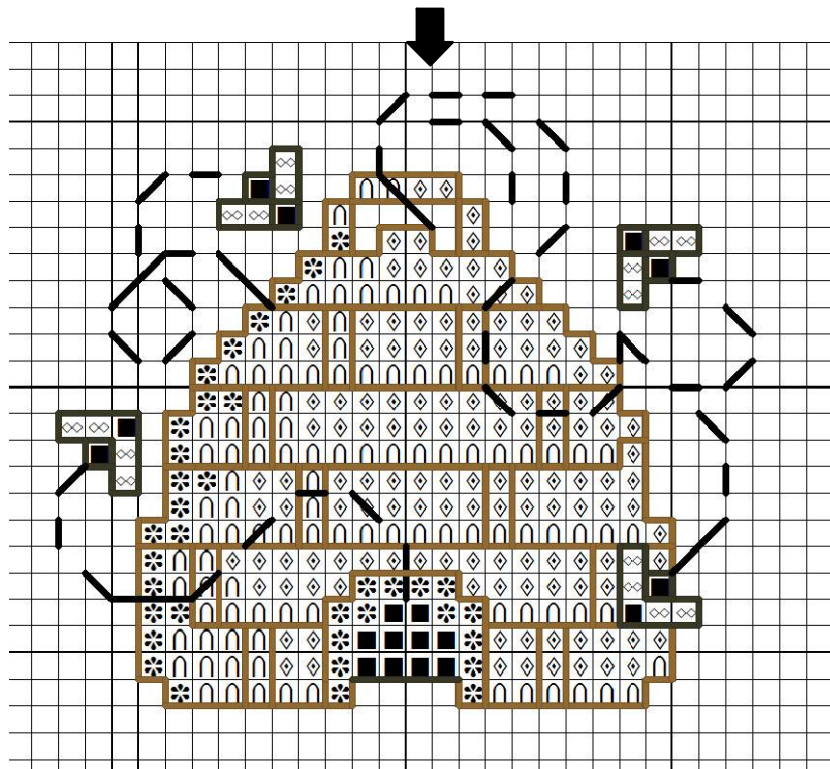
Work the word "Prayerful" in 2 strands of #552

Work the small bees on the hive, with 2 strands of black #310, and 2 strands of white, (blanc). Backstitch wings and body in black #310 (1 strand).











The broken lines (flight lines) between words and the broken lines (flight lines) on the bee hive are stitched in 1 strand of Baby Blue-LT #3325.









Bee Hive



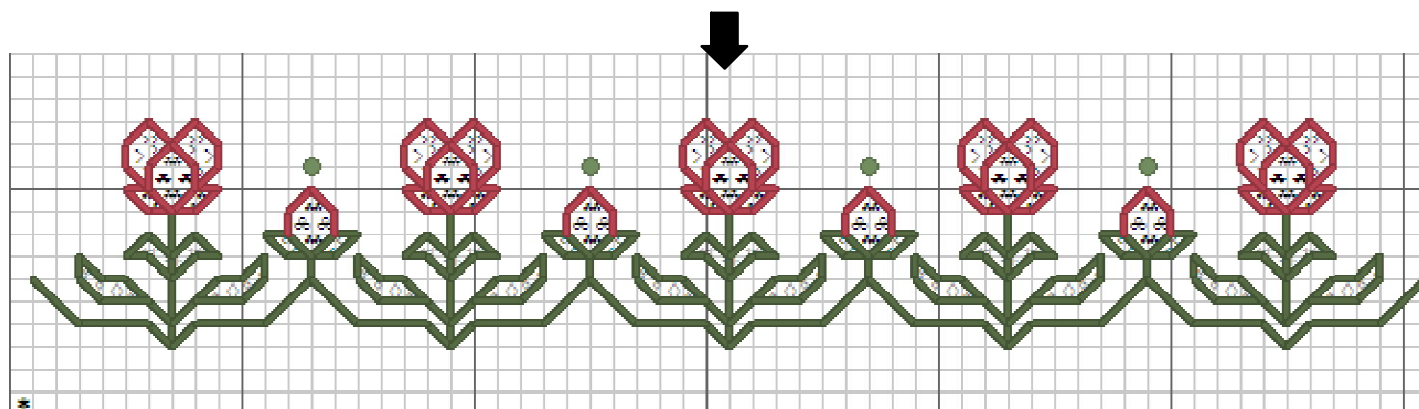
Floss Used for Full and Quarter Stitches:

Symbol	Strands	Type	Number	Color
 	2	DMC	blanc	White
 	2	DMC	435	Brown-Very LT
 	2	DMC	676	Old Gold-LT
 	2	DMC	729	Old Gold-MD
 	2	DMC	3371	Black-Brown







Floss Used for Back Stitches:

Symbol	Strands	Type	Number	Color
 	1	DMC	3325	Baby Blue-LT
 	1	DMC	434	Brown-LT
 	1	DMC	3371	Black-Brown





Row of Flowers




Floss Used for Full and Quarter Stitches:

Symbol	Strands	Type	Number	Color
 L	2	DMC	772	Yellow-Green-Very LT
 ⚴	2	DMC	776	Pink-MD
 >	2	DMC	818	Baby Pink
 ⌘	2	DMC	899	Rose-MD
 <	2	DMC	3363	Pine Green-MD
 ◇	2	DMC	3364	Pine Green

Floss Used for Back Stitches:

Symbol	Strands	Type	Number	Color
 	1	DMC	309	Rose-DK
 	1	DMC	3362	Pine Green-DK

Floss Used for French Knots:

Symbol	Strands	Type	Number	Color
 ●	3	DMC	3325	Baby Blue-LT