

WELCOME TO
PRIMARY



SUNBEAM

CTR

VALLANT



A Teacher's Prayer

*I want to teach those special ones
Entrusted to my care,
To light their lives with love, dear Lord,
This is my earnest prayer.*

*I want to plant the gospel seeds
Deep within their hearts
That I may say when life is over,
"I've truly done my part."*

*But I can't do this all alone,
I need thy help, I know,
To guide me in this sacred call
And help these spirits grow.*

*Oh Father, help me realize
To teach, I must prepare;
For I must reach into their hearts
To show I really care.*

*Looking in their eyes each week
Will help me know their needs,
Then through the spirit I can plant
Some precious, priceless seed.*

*And so I ask thy guidance, Lord
And pray I'll do my part,
That lessons won't be from a book,
But from my mind and heart.*

-Linda Carrol

IMPORTANCE OF PRIMARY TEACHERS

Would the boy/girl I used to be, follow the teacher I am today?

The object of teaching a child is to enable him to get along without his teacher. (Elbert Hufford)

If a teacher influences but one, his influence never stops.

It were better for him that a millstone were hanged about his neck, and he cast into the sea, than that he should offend one of these little ones.

(Luke 17:2)


The following excerpts are from a conference talk by Michaelene Grassli *The Ensign* April, 1994


“Dear God, ‘I don’t ever feel alone since I found you.’ Nora” (Children’s letters to God: the New Collection)

Standards and values give a child security. They strengthen a child’s identity as a child of God and kindle in the child’s heart hope- he beginning of a testimony.


Children are intelligent. They hunger for spiritual knowledge and they can understand.


In teaching children, you tread on holy ground.





We want to be able to share in the joy of being able to teach Heavenly Fathers children. We ask that when you are preparing your weekly lesson to teach your class, that you do it with prayer and study. We find and have seen that when teachers rush to plan a lesson on Saturday night and in a hurry, that they often get frustrated and overwhelmed. How can we teach gospel principles with these feelings? If at all possible, please plan your lessons in advance and allow the spirit to guide you. You will be blessed for your efforts! This will also help us, as a Presidency, and you, teachers, to be prepared for Primary and be able to show up on time and set the example for the children. This directly correlates with filling out your library request forms in advance as well.





Teachers:

Please be to Primary directly after Sacrament meeting. We need to be the examples for the kids in being reverent. As soon as Primary is over, you are free to leave and the Presidency will wait until all kids are gone. Thanks!



Getting a Substitute

Teachers are responsible for finding a substitute for their class. If you are unable to find someone, please contact a member of the Presidency. We thank you for your willing service. When you need us, we will be there!




Food In Primary

Please be aware that the First Presidency has stated that food is not allowed in class UNLESS it directly has to deal with the lesson as part of the lesson. We would appreciate your cooperation on this matter.



Library Request Forms



Please fill out the library request form, included in this packet, **ONE WEEK IN ADVANCE!** Please hand the form to the Primary Secretary

(name optional).

Sister _____ will have all materials ready for you when you come to primary. Remember if you need the TV for your class we need to know as soon as possible to ensure that it will be available.

If you glance in your manual- it lists all the materials needed for next weeks lesson. Please list what you need and what copies need to be made. When we do this, it will help us and the children in setting the example of reverence when they come into primary each week. Thanks for your help on this matter!



Determining if Class Members are Learning

A teacher is not teaching unless class members are learning. How can you know if learning is taking place? The careful teacher will wish to evaluate learning as each lesson progresses, at the end of the lessons, and outside the classroom.

EVALUATING LEARNING IN PROGRESS

An excellent way to measure class learning is to keep the class constantly and actively involved in the lesson. When the class is doing much of the talking, the teacher can tell if they are just listening, if they are listening with understanding, and if they are beginning to apply what they learn. It is difficult to know what is happening in the mind of a silent class member. To keep the class members responding-

1. Ask questions
2. Play a game using the information presented in the lesson
3. Have them bring their scriptures and read aloud at your request or follow along as others read
4. Have them summarize during the lesson, not just at the end
5. Help them share their feelings during and/or at the end of the lesson
6. Sing a song about the lesson idea
7. Use a worksheet with answers to be filled in as the lesson progresses
8. Give a test of some sort to measure knowledge. A test may be written or be given orally.
9. Use buzz groups or buddy sessions
10. Have them repeat things back to you
11. Have them share lesson- related experiences

Other indicators which you should watch for as the lesson progresses:

1. Are they watching you carefully?
2. Do they seem to be listening?
3. Are they getting fidgety?
4. Are they nodding or appearing to agree?

5. Are they nodding or appearing to sleep?
6. Do they seem eager to answer questions and participate?
7. Are they talking among themselves?
8. Are they following along in their scriptures?
9. Can you feel the spirit?

If the answers to 1, 2, 4, 6, 8, and 9 are yes, chances are that learning is going on. If the answers to those are no and to 3, 5, and 7 are yes, then changes might need to be made.

EVALUATING LEARNING at THE END OF LESSONS

1. Ask questions
2. Have class members summarize
3. Play a game, using information taught in the lesson
4. Help them share their feelings and experiences
5. Have class members complete the sentence “Today I learned.....” or “Because of today’s lesson I....”
6. Give a short written quiz

EVALUATING LEARNING FROM PREVIOUS LESSONS

1. Observe class members outside the class
2. Consult with class members or parents
3. Have class members report on how they have been able to apply what they learned in previous lessons
4. Have class members keep records of their progress with lesson goals
5. Consult other teachers of the same group
6. Have class members write briefly on a previous lesson topic
7. Have them sing a song they have learned in a previous lesson
8. Have them cite scriptures used in previous lessons
9. Have them perform any specific skill previously taught, such as how to figure out how much tithing would be owed on a given amount of money.
10. Interview individual class members





Dear Primary teacher,


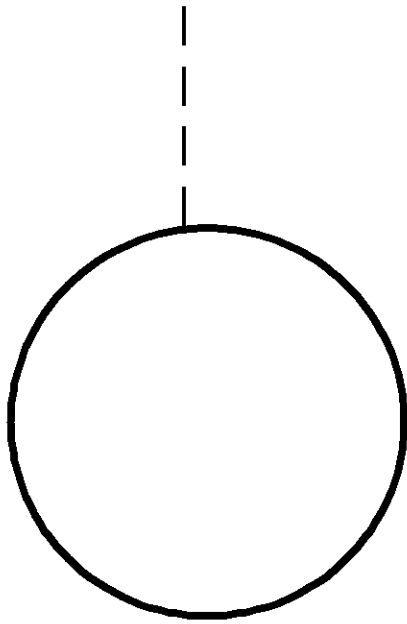
As you are aware, many problems can arise in teaching a group of young children. We have devised a way for you to deal with these problems without even having to open your classroom door.

This "HELP" sign was made especially for you and your class. If you are in need of any assistance, simply hang the sign on the doorknob. A member of the presidency will then knock on the door to offer whatever help is needed. The Primary Presidency will survey the hall every few minutes to check for the sign.


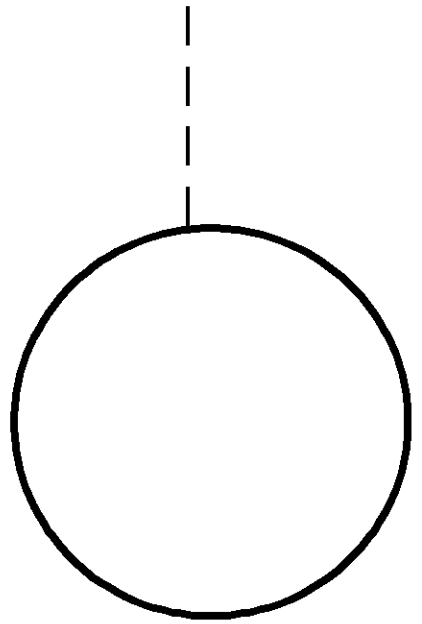
Thank you for your service in the Primary!

The Primary Presidency

Cut this out and have them ready for your teachers



Help is Needed




Help is Needed



As a Primary Presidency, we want to emphasize that each child is a special spirit of God. We encourage you to pray for each of your primary children. Be attentive to their behavior in class so that you may best assist them in their spiritual development. Make an effort to seek out the less active children. This is your responsibility as their teacher. Call them at home and extend that personal invitation to church. Your primary class needs to know that you are there specifically for their spiritual welfare.

Please be aware of things going on in their lives that might need assistance. If there is a child missing from your class or you know of circumstances that need attending to, please inform one of the Presidency immediately so that we may extend service where needed as well. We need to make sure that Heavenly Fathers' children know that we love them and need their spirits in Primary. Thanks for all your service to these precious spirits!



An Example Problem and Solution

OUR PROBLEM:

A large class with short attention spans. A frustrated teacher trying to get a large group of 10 and 11 year olds to participate and stay focused in class.

OUR SOLUTION:

After much prayerful consideration and discussion with the teacher, we came up with the following solution.-- Each child was given (the teacher purchased) a spiral notebook and pen. During a Sunday lesson, each child embellished their notebook to make it personal. This task kept them reverent and focused while the lesson was taught. It also made the notebook THEIRS. The now had a CHURCH JOURNAL to record any of their thoughts and feelings concerning the lesson or their reading assignment.

Each child is encouraged to write at least one thing down they learned or felt during the lesson. The teacher often points out the main objective of the lesson and encourages them to at least put that in their journal. Amazingly, so much more seems to get into the pages of their journal, proving that they are learning and retaining!

The children understand that the teacher will periodically look through their journals. They are kept at the church and pulled out each Sunday. On occasion the teacher has used the journals to write special notes of thank-you and encouragement to their students.

Did it work? Just an example- one boy, at the beginning of this "experiment" simply wrote down "17" in block lettering. What a blessing to know that this young boy- age 10- was able to know that young boys can have their prayers answered- just like Joseph Smith! Other examples: most of the books contain drawings of Lehi's dream, as well as Scripture references used in each lesson, steps to repentance, definitions of covenants....so much more.



TEACHING: NO GREATER CALL

“Suffer the little children to come unto me....”

~Mark 10:14

YOU WERE CALLED....


- * By whom?
- * To do what?
- * How will you *succeed*?
- * Attitude
- * Humility
- * Seek pure love of Christ
- * Be an example
- * Teach as Jesus taught
- * Love the Children

HOW TO LOVE TEACHING PRIMARY

- * Learn that you are in the right place
- * Prepare
- * Get to know the children
- * Be happy in your important *service*

IMPORTANCE OF THE PRIMARY TEACHER

- * Today's teaching/learning affects tomorrow's decisions
- * Build solid foundation of love and trust
- * Help them develop self worth
- * Give students attention
- * You hold the keys to their eternal salvation





Primary Teacher Tool Kit

Rubber Band- To remind you to be flexible, things might not always go the way you want, but it will work out.

Mint- To remind you that you are worth a mint to your family and friends

Band Aid- To remind you to heal hurt feelings- your's or someone else's

Candy Kiss- To remind you that everyone needs a kiss or a hug everyday

Jewel- To remind you of your priceless worth, along with those you teach

Snickers- To remind you that laughter is what keeps us young

Kleenex- To remind us that it's OK to be soft on the outside

Nut- To remind us that the definition of insanity is doing the same thing over and over

again expecting a different result.

Marble- To remind us to roll with the punches

Penny- To remind us that small acts of service add up

String- To remind us that we are all bound together as one great big family

Matches- To remind you to do what you must to keep your testimony burning

Paper clip- To remind us to hold tight to the teachings of the Savior and one another

Twist Tie- To remind us that families are eternal and we're tied to each other forever

EACH TAKES A TURN THIS YEAR

Teachers: It is important to each child the he/she receives a turn to give a talk, Scripture, Article of Faith, or Prayer. Please make each child in your class feel special by keeping an accurate record.

Child	Prayer	Article of Faith	Theme or Scripture	Talk

