

2013 Primary Themed FHE Lessons

I Am a Child of God

*"All human beings – Male and Female – are created in the image of God.
Each is a beloved spirit son or daughter of heavenly parents."
("The Family: A Proclamation to the World")*



TABLE OF CONTENTS

- January** **I Am a Child of God, and He has a Plan for Me**
Week 1: God is my Heavenly Father. He knows and loves me.
Weeks 2 and 3: Heavenly Father's plan is a plan of happiness.
Week 4: I have agency, and I am responsible for my choices.
- February** **The Earth Was Created for Heavenly Father's Children**
Week 1: Jesus Christ created the earth under the direction of Heavenly Father.
Week 2: The Fall was part of God's plan.
Week 3: I have been sent to earth to gain a body and to be tested.
Week 4: If I keep the commandments, I can live with Heavenly Father again.
- March** **Jesus Christ is Our Savior**
Week 1: Jesus Christ taught the gospel and set an example for us.
Week 2: Because of Christ's Atonement, I can repent and live with God again.
Week 3: Because Jesus Christ was resurrected, I will be too.
Week 4: Jesus Christ is our Savior.
- April** **Jesus Christ Restored His Church in the Latter Days**
Week 1: After Jesus Christ and His Apostles died, gospel truths were lost.
Week 2: Heavenly Father and Jesus Christ appeared to Joseph Smith.
Week 3: Priesthood authority was restored by heavenly messengers.
Week 4: Joseph Smith translated the Book of Mormon and restored gospel truths.
- May** **Prophets Teach Us to Live the Restored Gospel**
Weeks 1 and 2: The living prophet leads the Church under the direction of Jesus Christ.
Week 3: Prophets teach me to pay tithing.
Week 4: Prophets teach me to live the Word of Wisdom.
- June** **I Will Follow Heavenly Father's Plan by Being Baptized and Confirmed**
Week 1: I will follow Jesus Christ by being baptized and confirmed and keeping my baptismal covenants.
Week 2: If I live worthily, the Holy Ghost will help me choose the right.
Week 3: When I take the sacrament, I renew my baptismal covenants.
Week 4: When I repent, I can be forgiven.

- July** **Families Are Part of Heavenly Father's Plan**
Week 1: Heavenly Father planned for me to come to a family.
Week 2: Family prayer, family scripture study, and family home evening can strengthen my family.
Week 3: The priesthood can bless and strengthen my family.
Week 4: Heavenly Father wants me to marry in the temple and have an eternal family.
- August** **Heavenly Father Hears and Answers my Prayers**
Week 1: The scriptures teach me how to pray.
Week 2: Heavenly Father wants me to pray to Him often—anytime, anywhere.
Weeks 3 and 4: Answers to prayers come from Heavenly Father in many ways.
- September** **I Will Serve God with All My Heart, Might, Mind, and Strength**
Week 1: Jesus Christ taught us how to serve others.
Week 2: Prophets and apostles show us how to serve.
Weeks 3 and 4: When I serve others, I serve God.
- October** **I Will Share the Gospel with All of God's Children**
Week 1: Living the gospel helps me to be a missionary now.
Week 2: Living the gospel helps me to be a missionary now.
Week 3: I can share the gospel with my family and friends.
Week 4: My testimony is strengthened when I share the gospel.
- November** **We Are to Thank God in All Things**
Week 1: I am thankful for my body, and I know that it is a temple.
Week 2: I am thankful for temporal blessings.
Week 3: I am thankful for spiritual blessings.
Week 4: We should thank Heavenly Father for all our blessings.
- December** **I Know That Jesus Christ Will Come Again**
Week 1: The prophets foretold that Jesus Christ would come to earth.
Week 2: Jesus Christ will come to the earth again.
Week 3: I will prepare to live with Heavenly Father and Jesus Christ again.
Week 4: I have a testimony that I am a child of God.

****For 5th Mondays, review the lessons from that month.****

January - I Am a Child of God, and He has a Plan for Me

Week 1: God is my Heavenly Father. He knows and loves me.

Song: I Am a Child of God

Scripture: Enos 1:5, Moses 1:6, and Joseph Smith—History 1:17

Lesson: Primary Manual 1 - Lesson 1

We are spirit children of Heavenly Father. Before we were born on earth we lived in heaven with Heavenly Father. We were spirits there. A spirit is what is inside of us that make us alive. When we were spirits, we didn't have flesh and bones like our bodies have now, but we looked the same.

Heavenly Father is the father of our spirits, and we are his spirit children. We don't remember living with Heavenly Father before we came to earth, but we know we are his spirit children because we read it in the scriptures.

Heavenly Father loves each one of us very much because we are his children. He knows our names and all about us. He knows what makes us happy and what makes us sad. He knows what is best for each of us.

Activity 1: Primary Manual 1 - Lesson 1

Say the following verse several times, using the actions described:

Heavenly Father Knows Me

Heavenly Father knows me (point to self)

And what I like to do.

He knows my name and where I live (make a roof by touching fingers of both hands).

I know he loves me, too (cross arms and put hands on shoulders in hug).

He knows what makes me happy (put fingers on smiling mouth).

He knows what makes me sad (put fingers on down-turned mouth).

I know he wants to help me (point to self),

And that's what makes me glad!

Activity 2: Royal Crown - Friend, January 2009

A Royal Crown

Heavenly Father loves you and wants you to be happy. Always remember that everyone is a child of God—no matter what! Have your mother or father help you make this crown to remind you that you are a prince or a princess, a son or a daughter of Heavenly Father.

You will need: a pencil, white and colored paper, scissors, white or gold poster board, colored markers, glue, and a stapler or paper clips.

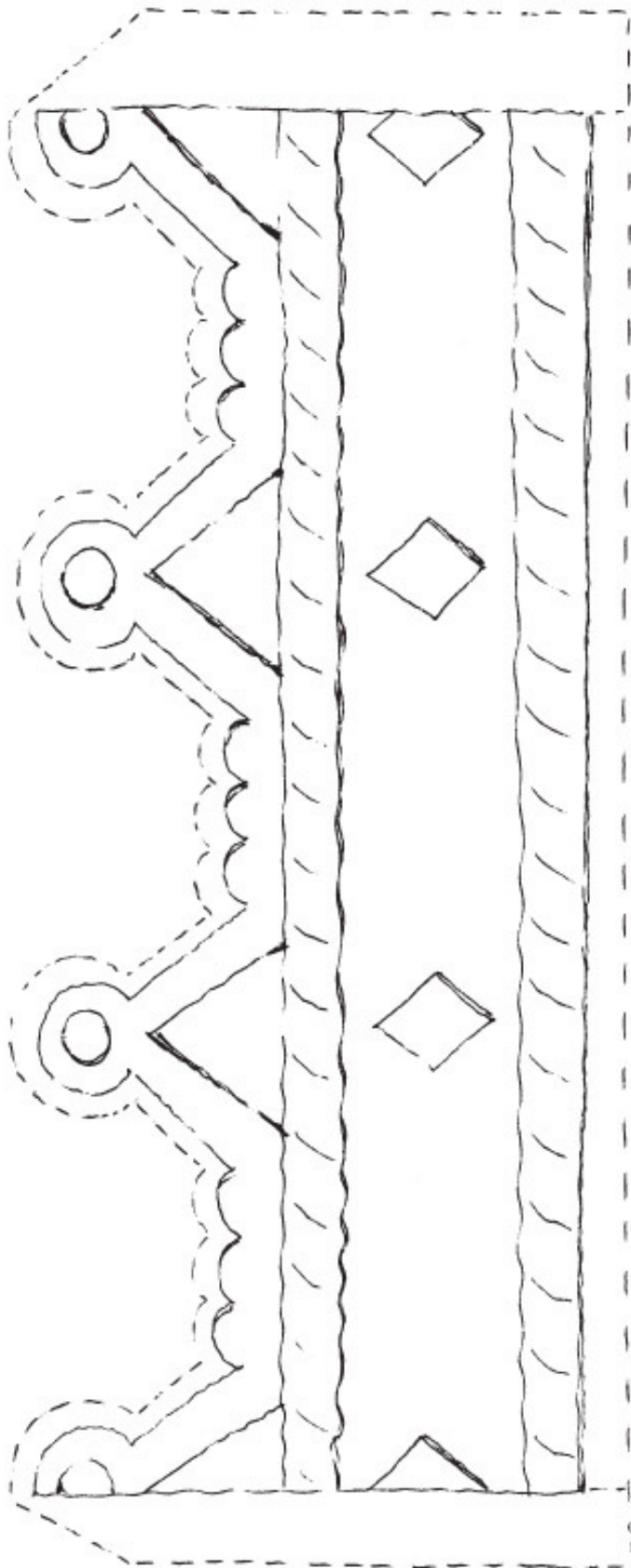
1. Make a pattern by tracing the crown on this page onto the white paper. Cut it out.

2. Trace the pattern three times, end to end, onto the poster board.

3. Color your crown and decorate it with different colors of paper for jewels. Have someone write I AM A CHILD OF GOD on it.

4. Cut out the crown and overlap the ends to form a circle.

5. Place the crown on your head and adjust it to the right size. Glue, staple, or paperclip the ends together.



January - I Am a Child of God, and He has a Plan for Me

Week 2: Heavenly Father's plan is a plan of happiness.

Song: I Am a Child of God

Scripture: Moses 1:39

Lesson: The Scriptures Teach of Heavenly Father's Plan - Friend, February 2011

When we go to a town that we haven't been to before or when we go on a trip, we have maps to help us get there. These maps can guide us and help us not get lost.

Heavenly Father prepared "maps" to guide us through life. These "maps" are the scriptures. They are sacred books that help us understand why we are here on earth and how to return to Heavenly Father's presence.

The scriptures teach that each of us is a son or daughter of Heavenly Father and that we lived with Him before we were born. He created the earth for us to live on. He sent His Son, our Savior Jesus Christ, to die for us and to help us when we make mistakes or when we are sad or lonely.

Heavenly Father gave us commandments to help us become like Jesus Christ. To follow God's plan, we need to repent when we do something wrong, be baptized, and receive the gift of the Holy Ghost to guide us every day. Heavenly Father's plan is a plan of happiness. He wants us to return with our families to live with Him and His Son, Jesus Christ.

Activity 1: The Scriptures Teach of Heavenly Father's Plan - Friend, February 2011 - Read each scripture reference and draw a line to its matching picture.

Activity 2: Heavenly Father's Plan of Happiness for Me - Friend, January 2005 - Cut along the solid lines. Glue the second strip to the tab on the first strip. Fold back and forth on the dotted lines.



Celestial Glory



D&C 93:29

GENESIS 1:1



MOSES 5:4

3 NEPHI 17:18-24

3 NEPHI 22:13

ALMA 11:42

D&C 76:92-96



Premortal Life





Heavenly Father's Plan of Happiness for Me

(See Moses 1:39.)

We lived in heaven with Heavenly Father and Jesus Christ before we were born.
(See Abraham 3:22–26.)



An earth was created.
(See Moses 2:1–3:3.)



Adam and Eve and the Fall were a part of Heavenly Father's plan.
(See Moses 4:6–5:12.)



Glue

Jesus Christ came to earth. He is our Savior; He overcame the Fall. Because of Him, we can live again.
(See Abraham 3:27–28.)



Coming to a family is part of Heavenly Father's plan. (See paragraphs 1–4 of "The Family: A Proclamation to the World," *Ensign*, Nov. 1995, 102.)



We will all die, and because of Jesus Christ, we will all be resurrected.
(See Alma 11:42–45.)



When we follow the example of Jesus Christ, we can inherit the celestial kingdom.
(See D&C 76:50–70.)



January - I Am a Child of God, and He has a Plan for Me

Week 3: Heavenly Father's plan is a plan of happiness.

Song: I Am a Child of God

Scripture: Romans 8:16

Lesson: The Plan of Salvation - Friend, August 2010

What is the plan of salvation? Before we were born, we lived with Heavenly Father as His spirit children. We accepted His plan so we could be born on earth, have a body, and be tested. Heavenly Father would send His Son, our Savior, Jesus Christ, to overcome death and to atone for our sins. By faithfully following Heavenly Father's plan, we can return to Him. (See Abraham 3:23–28.)

Where did I come from? We lived with our heavenly parents in our premortal life. Sadly, one-third of Heavenly Father's spirit children did not accept His plan. They chose to follow Satan, then known as Lucifer. Lucifer didn't want us to be able to make our own choices. A war of ideas was fought in heaven, and Lucifer and his followers were cast out. You are on earth because you chose Heavenly Father's plan. (See Revelation 12:7–9.)

Why am I here? When we come to earth, we gain bodies, live in families, and experience joy as we follow Heavenly Father's plan for us. While we are here, we need to receive the ordinances that will help us return to Heavenly Father: baptism, confirmation, priesthood ordinations for young men, and temple ordinances, including celestial marriage. The Holy Ghost helps guide us to do what is right while we are away from our heavenly home. (See 2 Nephi 32:5.)

Where will I go when I die? When your body dies, your spirit will continue to live, and it will go to the spirit world. The spirit world is a wonderful place where you will be reunited with your family members who have also passed away. The prophet Alma described the spirit world as a "state of rest, a state of peace" for the righteous (Alma 40:12).

Through the Atonement of Jesus Christ, all people will be resurrected. Resurrection is when your body and spirit are reunited. After a period of peace called the Millennium, the Lord will judge all people, and most people will enter one of three kingdoms of glory: the telestial, terrestrial, or celestial kingdom. Wicked people who fought against Jesus Christ and denied the Holy Ghost will be sent to a place called outer darkness. (See 2 Nephi 9:15; Alma 40:11–12.)

Activity 1: The Plan of Salvation - Friend, August 2010 - Read the scriptures and put pictures in order.

Activity 2: Plan of Salvation - Friend, January 2008 - Cut out each shape on the solid black lines. Use the illustration of the completed flannel board to help you put the flannel board shapes in their correct places.

Premortal Life
D&C 138:55-56



Earth Life
D&C 59:23



Spirit World
D&C 138:5-15



Resurrection
D&C 88:14-17



Final Judgment
2 Nephi 9:15-17



Telestial Kingdom
D&C 76:98-102



Terrestrial Kingdom
D&C 76:77-79



Celestial Kingdom
D&C 76:50-53

The Plan of Salvation

Birth

Death

Premortal Life

Spirit World

Earth Life

Note: If you do not wish to remove pages from the magazine, this activity may be copied or printed from the Internet at www.friend.lds.org.



Resurrection

Final Judgment

Telestial Kingdom

Terrestrial Kingdom

Celestial Kingdom

January - I Am a Child of God, and He has a Plan for Me

Week 4: I have agency, and I am responsible for my choices.

Song: I Am a Child of God

Scripture: Article of Faith #2

Lesson: Decide Right Now - Friend, March 2012 – President Thomas S. Monson

We are surrounded by the messages of the adversary: “Just this once won’t matter.” “Don’t worry; no one will know.” Decisions are constantly before us. To make them wisely, courage is needed—the courage to say no, the courage to say yes. Decisions do determine destiny.

May I share with you an example of Brother Clayton M. Christensen, a member of the Church who is a professor at Harvard University.

When he was 16 years old, Brother Christensen decided that he would not play sports on Sunday. Years later, when he attended Oxford University in England, he played center on the basketball team. That year they had an undefeated season and went to the championship tournament.

They won their games fairly easily in the tournament, making it to the finals. Then Brother Christensen looked at the schedule and saw that the final game was on a Sunday. He went to his coach with his dilemma. His coach told Brother Christensen he expected him to play in the game.


Brother Christensen went to his hotel room. He knelt down. He asked his Heavenly Father if it would be all right, just this once, if he played that game on Sunday. He said that before he had finished praying, he received the answer: “Clayton, what are you even asking me for? You know the answer.”

He went to his coach, telling him how sorry he was that he wouldn’t be playing in the final game. Then he went to his Sunday meetings.

Brother Christensen learned that it is easier to keep the commandments 100 percent of the time than it is 98 percent of the time.

I plead with you to make a determination right now not to deviate from the path which will lead to our goal: eternal life with our Father in Heaven.

Activity: Agency Cube - Friend, January 2012



CTR Game

You can play this game with your family to learn more about agency. Cut out the cube form, and glue it to heavy paper. Fold the cube as shown above, glue the tabs in place, and let your cube dry.

Sit in a circle with your family. Have one person roll the cube and read the side facing up. Talk about the different choices that could be made in the situation. What might happen with each choice? Pass the cube to the next person to roll.

A new boy sits next to you in class.
.....
What do you do?

Your little sister wants to play with you and your friends.
.....
What do you do?

Jeremy asks if he can copy your homework.
.....
What do you do?

Martin invites you to a movie on Sunday.
.....
What do you do?

Leah is being bullied at school.
.....
What do you do?

Your brother is mean to you.
.....
What do you do?

February - The Earth Was Created for Heavenly Father's Children

Week 1: Jesus Christ created the earth under the direction of Heavenly Father.

Song: My Heavenly Father Loves Me

Scripture: Moses 1:33

Lesson: The Creation - Friend, February 2007

When Heavenly Father presented the great plan of happiness in the Council in Heaven, we shouted for joy. Heavenly Father and His Son, Jesus Christ, were giving us the opportunity to come to earth to grow and learn so that we could become like Them.

Under the direction of Heavenly Father, Jesus Christ created a wonderful world where we could live. The creation took six days.

First, Jesus divided the light from the darkness to make day and night.

On the second day, He organized the heaven and the earth.

On the third day, He divided the land from the waters and created grass, flowers, trees, fruit, and herbs.

On the fourth day, He created the sun, moon, and stars.

On the fifth day, He created the fish and birds.

On the sixth day, Jesus created the animals. Then, most important of all, Heavenly Father created man "in his own image, in the image of God created he him; male and female created he them" (Genesis 1:27). Adam and Eve were the first man and woman to live on the earth and care for it.

The beautiful world we live in is a gift from our loving Heavenly Father. We can thank Him in our prayers for its many blessings. We can also show our thankfulness by caring for the plants and animals on the earth. Our bodies are also a gift from Heavenly Father. We should especially take care of our bodies and always remember to show gratitude and reverence for their creation.

Activity: My Creation Book - Friend, March 2002 - Cut out each strip along the solid black horizontal lines. Accordion-fold each strip on the broken lines, with the beginning page on the top (see illustration). With the title on the top, stack the strips in numbered order. Staple the pages of the book where indicated.

My Creation



Under Heavenly Father's direction, Jesus Christ created the heaven and the earth. On the first day, He made light. (See Genesis 1:1, 3, 5.)



On the second day, He made the sky (firmament). (See Genesis 1:6-8.)



On the third day, He made flowers, grass, and trees. (See Genesis 1:11-13.)



On the fourth day, He made the sun, moon, and stars. (See Genesis 1:16, 19.)



On the fifth day, He made birds, fish, and whales. (See Genesis 1:21, 23.)



On the sixth day, He made land animals . . . (See Genesis 1:25.)



. . . and man. (See Genesis 1:27, 31.)



On the seventh day, He rested. (See Genesis 2:2.)

February - The Earth Was Created for Heavenly Father's Children

Week 2: The Fall was part of God's Plan.

Song: My Heavenly Father Loves Me

Scripture: 2 Nephi 2:25

Lesson: Our First Parents - Friend, February 1973

Adam and his wife, Eve, were the first people Heavenly Father and His Son, Jesus Christ, placed on the newly created earth. Adam's name means *many*, for all who have ever lived upon the earth, or who will live upon the earth, are the children of this great and intelligent man. Eve was the first mother of the human family, and her name means *mother of all living*.

Adam and Eve were happy in their beautiful home in the Garden of Eden, for they had been given everything they could want for food and for pleasure. They knew nothing of evil, for their world was all good.

Often in the cool of early evening the Lord would walk and talk with them, and their happiness was complete. He told them that everything had been made for them to enjoy except one tree—the tree of knowledge of good and evil—and that they should neither touch nor eat the fruit of that tree, for if they did, they would be punished. Adam promised that they would not disobey this commandment.

But one day Satan tempted Eve and Adam, and they disobeyed the Lord and ate the fruit that had been forbidden. This act is known as “Adam's transgression.” And when they had eaten, they were cast out of the Garden of Eden and became mortals as we are. And the Lord told them that someday they would die.

No longer did Adam and Eve have the great blessing of walking and talking with the Lord. Their life became very different in their new world outside of the Garden of Eden. They had to work hard to plow the fields and grow crops so that they could provide food for themselves and their children.

One day Adam and Eve again heard the voice of the Lord commanding them to offer sacrifices to Him. Our first earthly parents were happy to hear from the Lord again. They obeyed His commandment and built an altar and made offerings as they had been told. And together they worshiped the Lord.

After many days an angel of the Lord appeared to Adam and asked him why he offered sacrifices to the Lord.

“I don't know,” Adam answered, “except the Lord commanded me.”

The angel explained that the sacrifices were to remind Adam and Eve that someday Jesus Christ would come to earth and make it possible for all men to live again after death and to return to the presence of our Heavenly Father. The angel also told Adam that he should repent of his sins and be baptized, that Adam and his family should keep all the commandments given to them, and that they should pray forever to our Heavenly Father in the name of Jesus Christ.

Adam was baptized and his heart was filled with joy. He exclaimed, "Blessed be the name of God, for because of my transgression my eyes are opened, and in this life shall I have joy, and again in the flesh I shall see God."

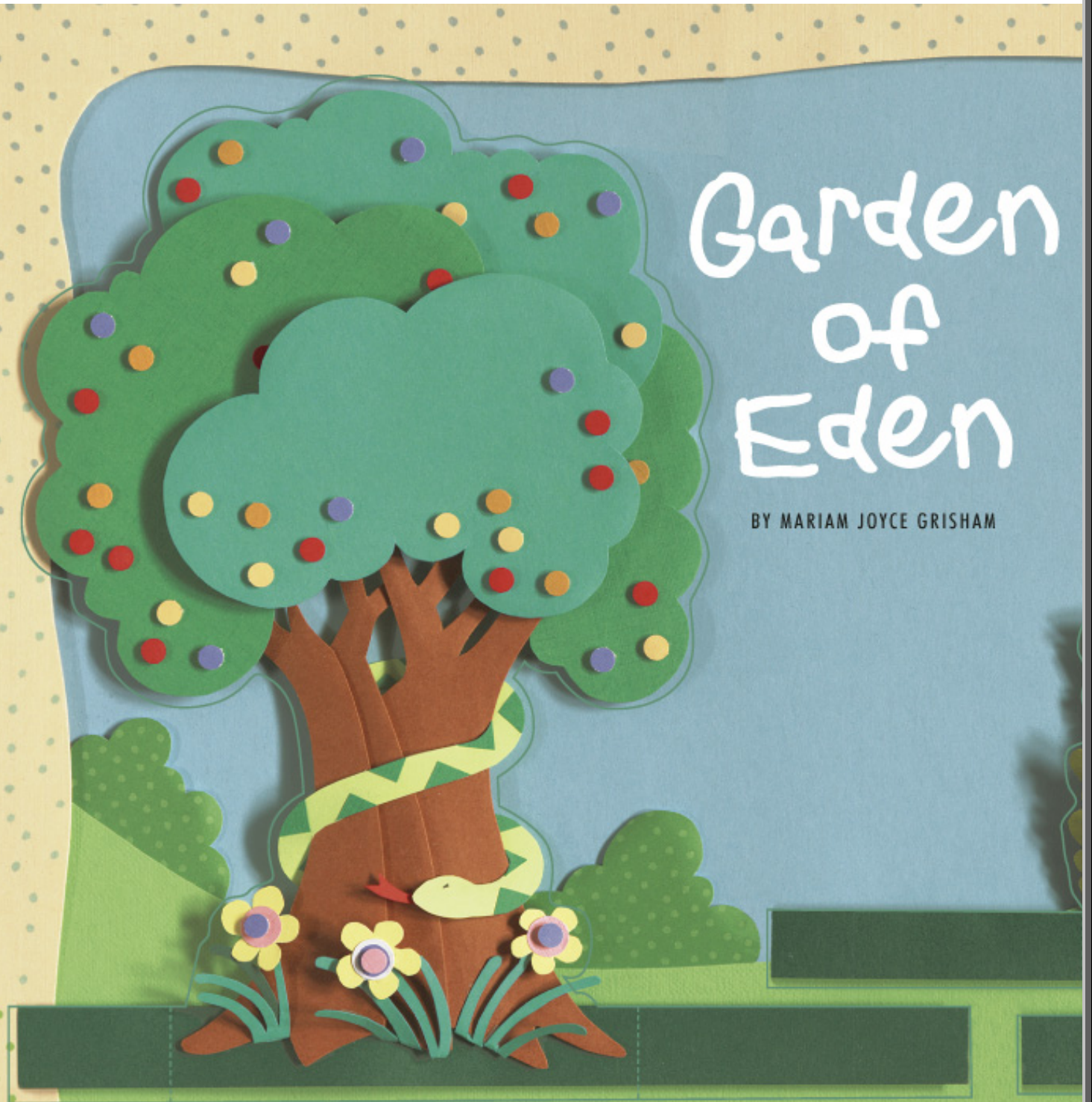
Adam told Eve all that the angel had made known to him. And Adam and Eve rejoiced together and blessed the name of God, and they made all these things known to their sons and daughters.

Activity 1: Adam & Eve - Friend, September 2006 - Cut out the trees, sword, and figures on the heavy solid lines. On each tree and figure, fold the tabs back along the broken lines, and tape or glue the ends together to make a finger puppet. Use these puppets to help you tell the story of Adam and Eve in a family home evening lesson or Primary talk (see Genesis 2:15-25; 3).

Activity 2: Adam & Eve - Friend, November 1998 - Color the flannel-board figures, and then mount them on heavy paper. Cut them out and use them to retell the story of the creation of the earth.


Garden of Eden

BY MARIAM JOYCE GRISHAM



Instructions: Remove these pages from the magazine, mount them on heavy paper, then cut out the trees, sword, and figures on the heavy solid lines. On each tree and figure, fold the tabs back along the broken lines,

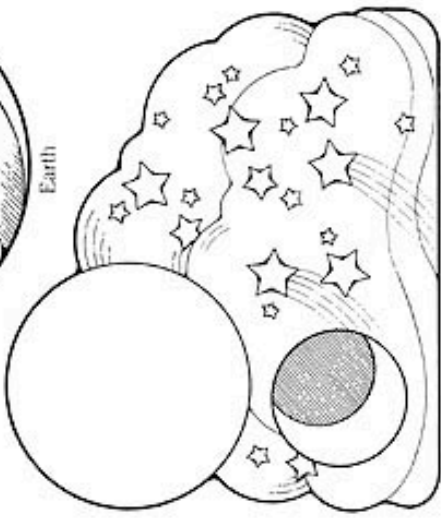
and tape or glue the ends together to make a finger puppet. Use these puppets to help you tell the story of Adam and Eve in a family home evening lesson or Primary talk (see Genesis 2:15–25; 3).




Note: If you do not wish to remove pages from the magazine, this activity may be copied, traced, or printed from the Internet at www.lds.org. Click on Gospel Library.



Earth




Sun, moon, and stars




Fish and fowl



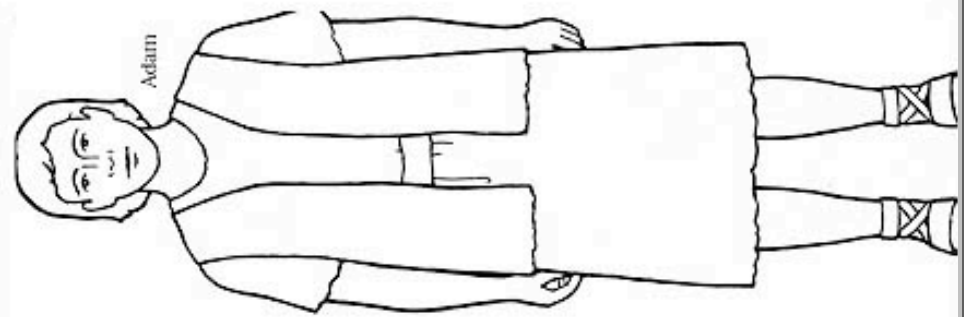
Light, darkness



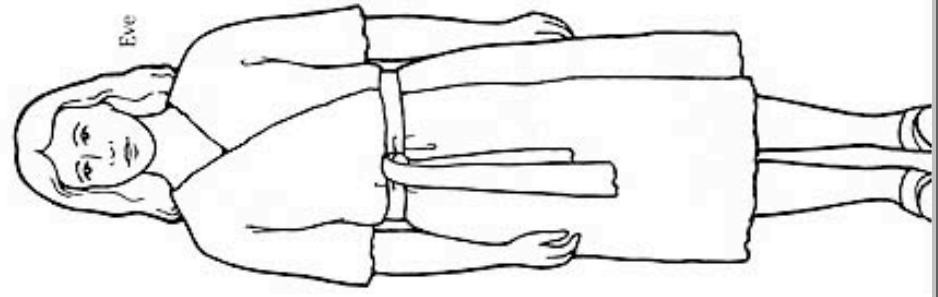
Trees, flowers, etc.



Animals



Adam



Eve

February - The Earth Was Created for Heavenly Father's Children

Week 3: I have been sent to earth to gain a body and to be tested.

Song: My Heavenly Father Loves Me

Scripture: Genesis 1:26-27

Lesson: I Shouted for Joy - Friend, February 1999

Did you know that you attended a very big meeting before you were born? It was called the Council in Heaven. All of Heavenly Father's spirit children were there. Jesus Christ was there, and each one of us was there. Jesus was Heavenly Father's Firstborn Son in the spirit world. We are also His spirit children. We lived with Heavenly Father and Jesus in heaven before we were born on this earth.

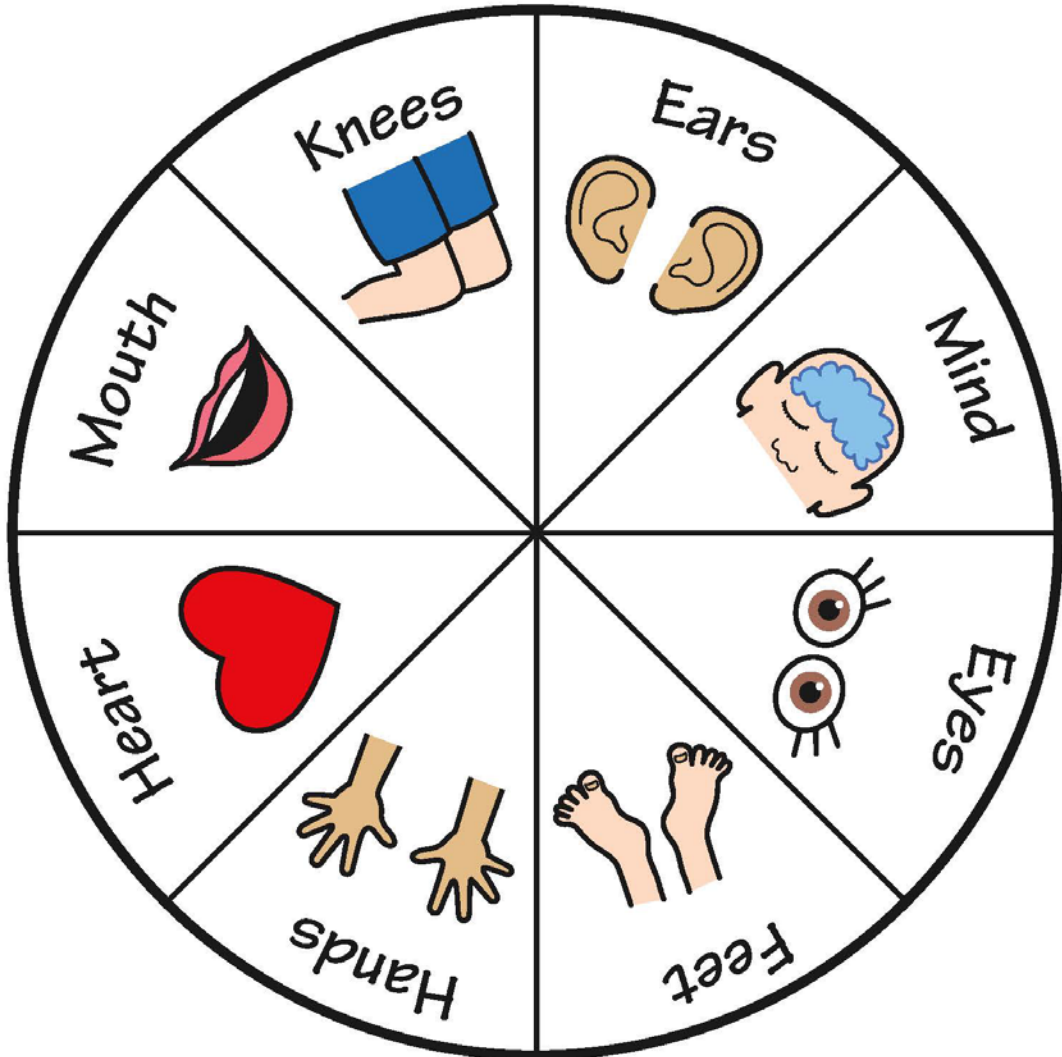
In the Council in Heaven, Heavenly Father told us about His wonderful plan. We call it the plan of salvation or the great plan of happiness. As part of this plan, Jesus, under the direction of Heavenly Father, would create a beautiful earth for us. Heavenly Father wanted each of His children to come to earth and receive a body. We had learned as much as we could in the spirit world. With a body and with the gift of agency (freedom to choose right or wrong) we could prove to Heavenly Father that we wanted more than anything else to keep His commandments and return to live with Him again. We were excited to be able to come to earth.

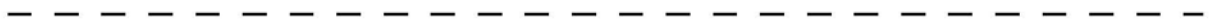
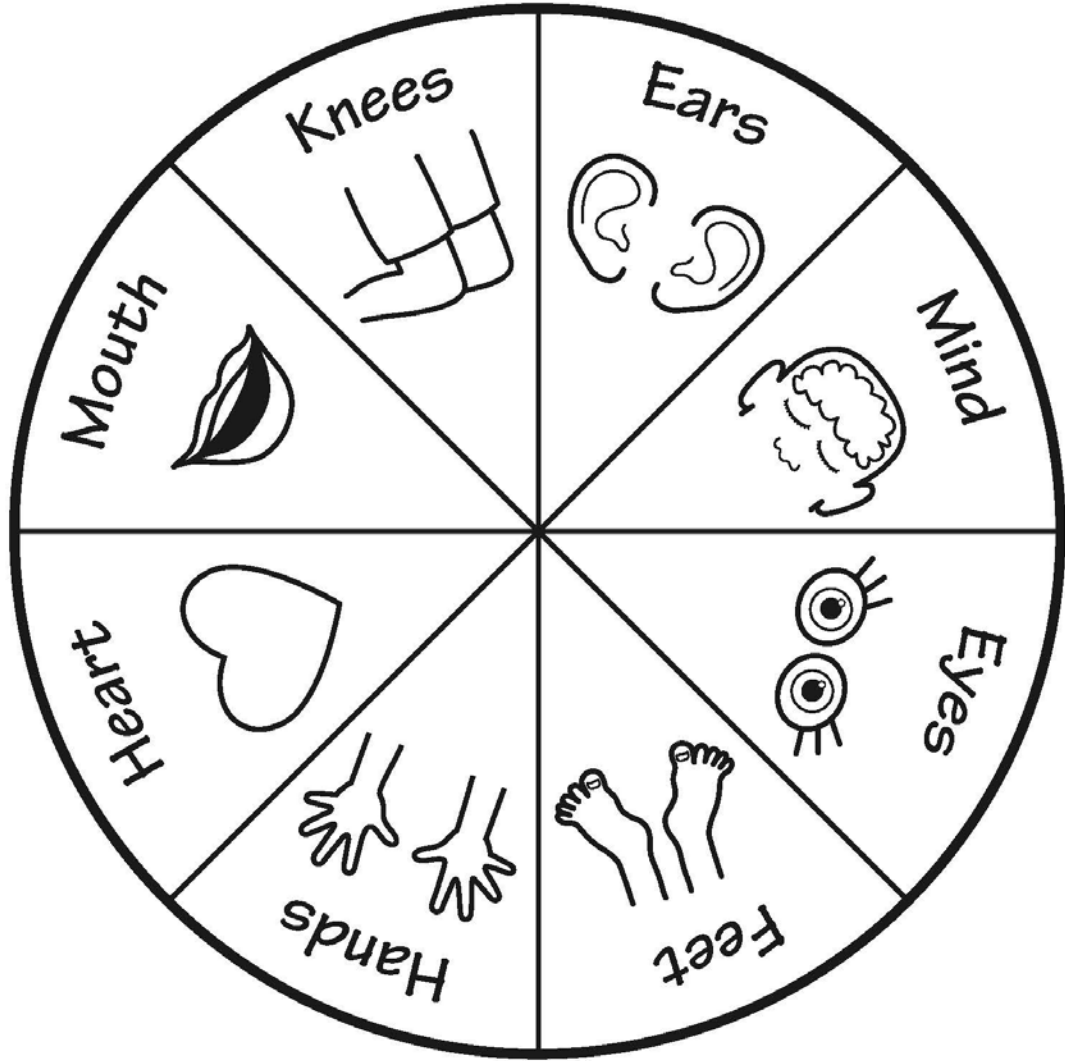
But there was a problem. Heavenly Father knew that when we became mortal and had bodies, we could get sick and die. We would make mistakes and could be tempted. We could sin, and no one who is sinning can live with Him. Heavenly Father knew that someone would have to pay the price for our sins so that we could be clean again and free from sin. We would need a savior who would give his own life in payment for our sins. Heavenly Father asked, "Whom shall I send?" Jesus said, "Here am I, send me." Jesus said that He would do whatever Heavenly Father wanted Him to do to help us. There was another spirit person there who wanted to take away our agency and force us all to follow him. That was Lucifer, or Satan. He didn't want to follow Heavenly Father's plan—he wanted his own plan. Heavenly Father said, "I will send the first." (See Abr. 3:24–27.)

When we heard that Jesus would be our Savior, we were so grateful and so happy that we shouted for joy. All the prophets from Adam's time onward knew that Jesus would come and be our Savior. All the prophets who have lived since Jesus' birth testify that He did come and that He is the Christ. The Apostle John, who knew Jesus personally, declared "We believe and are sure that thou art that Christ, the Son of the living God" (John 6:69). When we read that scripture, our faith can grow. Once again, we feel like shouting for joy!

Activity: 2013 Outline for Sharing Time - Make a spinner displaying pictures of several parts of the body (see example below).

Discuss several things that our bodies can do, and invite the children to do them with you (for example, wiggling your fingers, stomping your feet, and turning around). Explain that one reason we came to earth was to be tested to see if we will use our bodies to obey Heavenly Father's teachings. Invite the children to take turns spinning the pointer and telling how they can use the part of the body indicated to obey Heavenly Father. (If you cannot make a spinner, point to different parts of your body and ask the children to tell you how they can use that part of their body to obey Heavenly Father.)





February - The Earth Was Created for Heavenly Father's Children

Week 4: If I keep the commandments, I can live with Heavenly Father again.

Song: My Heavenly Father Loves Me

Scripture: John 14:15

Lesson: Safe on the Sea - Friend, October 2011 – President Thomas S. Monson

We live at a time when many in the world have slipped from the safety found in keeping the commandments. It is a time when many people are breaking the laws of God.

I am reminded of the words of the Lord found in the book of Ether in the Book of Mormon. Said the Lord, “Ye cannot cross this great deep save I prepare you against the waves of the sea, and the winds which have gone forth, and the floods which shall come” (Ether 2:25).

The Lord has prepared us. If we heed His words and live the commandments, we will survive this time of wickedness—a time which can be compared with the waves and the winds and the floods that can destroy. He is ever mindful of us. He loves us and will bless us as we do what is right.

How grateful we are that the gospel of Jesus Christ has been restored, and that the Church is founded on the rock of revelation. We are a blessed people, with apostles and prophets upon the earth today.

A Safe Crossing - If you had to cross a deep ocean with strong winds and big waves, how could you do it safely?

- Have a strong boat.
- Follow the instructions of someone who knows how to steer it.

President Monson said the world today is like a stormy, dangerous sea. But we can be safe if we listen to Heavenly Father and follow His commandments. The prophets and apostles also tell us what we need to do to be safe.

Activity 1: 2013 Outline for Sharing Time - Read each scripture together, discuss the commandment it describes, and draw a picture of that commandment on their papers. When they are finished, invite the children to share how keeping the commandments will help them prepare to live with Heavenly Father again.


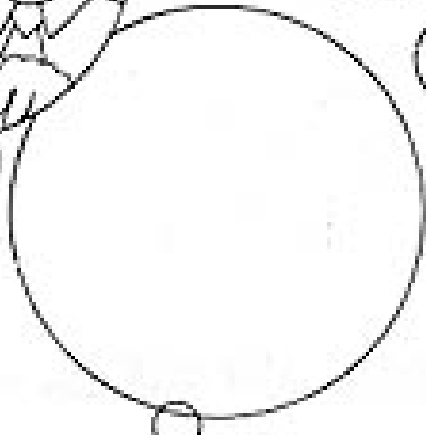
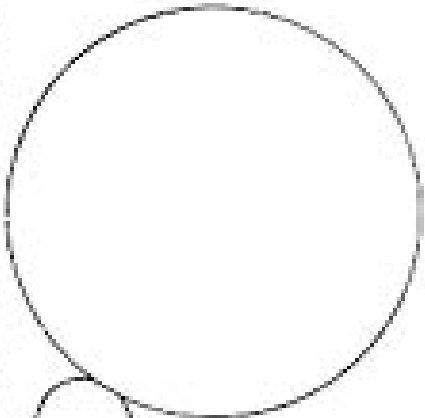

Activity 2: Keep the Commandments - Friend, April 1994 - Color the picture of each commandment you keep. In the empty “bubbles,” draw, color, and label additional pictures of commandments you keep (pray every day, go to church, pay tithing, love my neighbor, follow the prophet, keep the word of wisdom, forgive others, and so forth).

D&C 1:37

D&C 10:5

D&C 59:9-10

D&C 119:4



March – Jesus Christ is Our Savior

Week 1: Jesus Christ taught the gospel and set an example for us.

Song: If the Savior Stood Beside Me

Scripture: John 3:5

Lesson: Jesus is Baptized - Friend, February 2011

People squeezed in closer to John as the crowd grew. Many people wanted to hear the powerful preaching of this man who lived in the desert and wore clothing made of camel hair. John taught them about repentance and baptism for remission of sins.

For months, people had been coming to the wilderness near the Jordan River to hear John. So many people asked him to baptize them that he soon became known as John the Baptist. John had received the Aaronic Priesthood when he was young, and it was his calling to prepare people to follow Jesus Christ.

When Jesus was about 30 years old, he left his home in Nazareth and walked many miles into the wilderness to find John. John was a relative of Jesus.

John was surprised to see Jesus coming toward him. John told the people around him, “Behold the Lamb of God, which taketh away the sin of the world.” John recognized Jesus as the Christ, the Savior of the World. Jesus asked John to baptize Him. Humbly, John questioned this because he knew that Jesus was holy and didn’t need to repent.

Jesus explained that He needed to be baptized to fulfill all righteousness. He meant that He needed to follow all of God’s commandments like everyone else. He also needed to show others what they should do. John then understood and agreed.

John and Jesus walked together into the water of the Jordan River. John baptized Jesus as he lowered Him under the water and brought Him up again.

When Jesus came up out of the water, the heavens opened. John the Baptist saw a dove that represented the Spirit of God. John heard a voice from heaven say, “This is my beloved Son, in whom I am well pleased.”


When John heard the voice of Heavenly Father, he knew for certain that Jesus Christ was the Son of God and that baptism was very important. After He was baptized, Jesus now was ready to go to the world and say, “Come, follow me.”

Activity 1: Coloring Page – Baptism of Jesus Christ - Friend, June 2007

Activity 2: The Story of Jesus Christ - Friend, March 2008





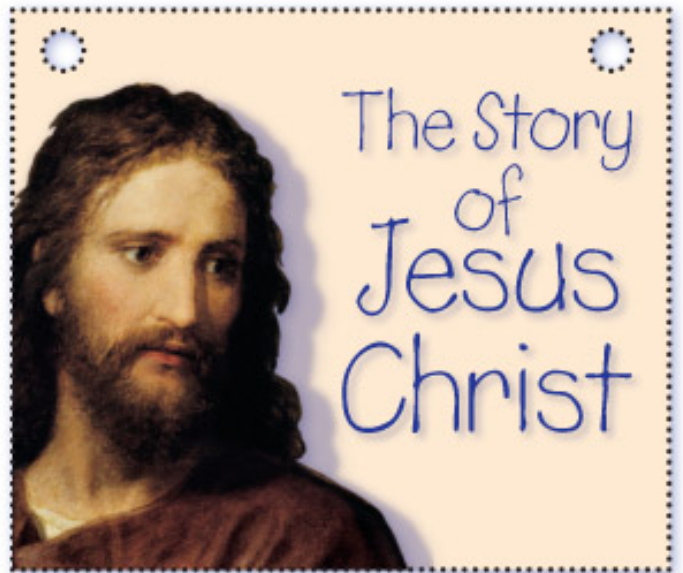
**I follow Jesus Christ in faith when I
make and keep my baptismal covenant.**


“I say unto thee, Except a man be born of
water and of the Spirit, he cannot enter into
the kingdom of God” (John 3:5).




Instructions: Mount these two pages on heavy paper, then cut out the picture pages on the broken lines. Punch holes along the tops of the pages as marked. Place the picture pages on top of each other with the title page on the top. Line up the holes, and tie your book together with ribbon or yarn.

Note: If you do not wish to remove pages from the magazine, this activity may be copied or printed from the Internet at www.friend.lds.org.






5. Jesus healed the sick (see John 9:1–11).



6. At the Last Supper, Jesus gave the sacrament for the first time (see Luke 22:19–20).



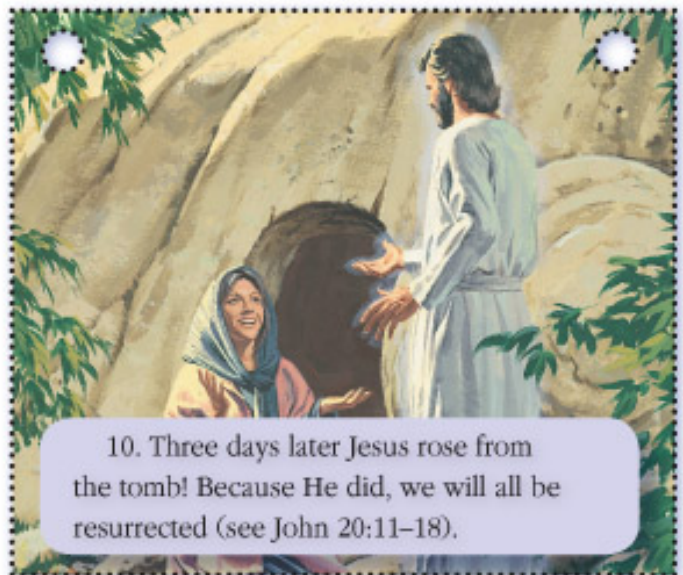
7. In the Garden of Gethsemane Jesus suffered for our sins (see Luke 22:39–44).



8. Jesus was crucified (see John 19:13–18).



9. He was buried in a tomb (see Luke 23:50–53).



10. Three days later Jesus rose from the tomb! Because He did, we will all be resurrected (see John 20:11–18).

March - Jesus Christ is Our Savior

Week 2: Because of Christ's Atonement, I can repent and live with God again.

Song: If the Savior Stood Beside Me

Scripture: D&C 19:16

Lesson: Jesus Christ is My Savior and Redeemer - Friend, April 2011

What would you be willing to give for someone you love very, very much? Our Savior, Jesus Christ, loves us so much that He gave His own life for us.

Heavenly Father knew that if we sinned and made mistakes, we would not be able to live with Him again. So His Son, Jesus Christ, offered to be our Savior. Heavenly Father chose Him to save us because He was the only one who could live a life without sin.



Jesus suffered and died to save us from death and our sins. This loving act is called the Atonement. Because of the Atonement, we can repent of our sins, be forgiven, and become clean and pure, as Jesus is.

Jesus was crucified and died, but after three days He was resurrected. He lived again! Because He was resurrected, we will be resurrected too. This means that our bodies and spirits will be reunited forever.

Truly, Jesus Christ is our Savior and Redeemer. He is the perfect example for all of us. He taught us how to treat one another with kindness. He taught us how to serve one another. He taught us how to become better. We won't be able to live a perfect life as He did, but we can return to live with Jesus and Heavenly Father by obeying the commandments and doing our best. We need to follow Jesus Christ every day.

Activity 1: Our Savior and Redeemer - Friend, April 1999 - Cutout, color, and retell the Garden of Gethsemane, Crucifixion and Resurrection.

Activity 2: Jesus Christ is my Savior and Redeemer - Friend, February 2010 - Cut out and put together the puzzle (at right) that shows what the Atonement does for each of us. Share this with your family.



We can be with Heavenly Father and Jesus
because of Jesus Christ's Atonement.



Atonement

**Heavenly
Father
and
Jesus Christ**

Earth

"For God so loved the world, that he gave his only begotten Son, that whosoever believeth in him should not perish, but have everlasting life" (John 3:16).

March – Jesus Christ is Our Savior

Week 3: Because Jesus Christ was resurrected, I will be too.

Song: If the Savior Stood Beside Me

Scripture: Alma 22:14

Lesson: He Broke the Bands of Death - Friend, April 2012 – Elder Patrick Kearon

One night when our children were younger, we were having family scripture time. We read about the Savior and talked about how He never made any mistakes.

Later that night my wife tucked our three-year-old daughter, Susie, into bed. Susie looked up at her mother and said, “Mummy, Jesus did make a mistake.”

“What do you mean?” her mother asked.

“He broke something,” Susie said.

Somewhat puzzled, her mother asked, “What did He break?”



“Jesus broke the bands of death,” Susie answered.

My wife realized that she and Susie had sung the Primary song “On a Golden Springtime” many times, and Susie had learned the words “On a golden springtime, Jesus Christ awoke and left the tomb where He had lain; the bands of death He broke.”* Susie’s mother explained that breaking the bands of death means that Jesus was resurrected so that we can all live again after we die.

That conversation has given my wife and me many opportunities to teach our daughters, Lizzie, Susie, and Emma, about what the Atonement really means for each of us. Susie was right: Jesus did break the bands of death. But it wasn’t a mistake. It was the greatest gift He could give us! (See Doctrine and Covenants 14:7.)

The Savior died and was resurrected so that we can live again with our Heavenly Father and our families according to our righteousness. If we are worthy, we can enjoy the blessings of immortality and eternal life someday. I am grateful that Jesus broke something—the bands of death!

Activity: He Lives - Friend, April 2007 - Cut out the pictures of Jesus, Mary Magdalene, the Apostles, and Thomas. Fold the tabs along the broken lines so the figures can stand up. Tell your family the story in John 20 of each person seeing the Savior after His Resurrection.



Note: If you do not wish to remove pages from the magazine, this activity may be copied or printed from the Internet at www.lds.org. Click on Gospel Library.

March – Jesus Christ is Our Savior

Week 4: Jesus Christ is our Savior.

Song: If the Savior Stood Beside Me

Scripture: John 14:6

Lesson: Jesus the Christ - Friend, February 1996 – Elder Robert D. Hales

Jesus Christ is a God; He is Jehovah of the Old Testament; He is the Savior of the New Testament.

Jesus Christ dwelt in the heavens with His Father, and we dwelt with Them as spirit children of God the Father.

Jesus Christ presented His Father's eternal plan, that plan of which we are all part. We come to this earth to undergo testing for a probationary period and to have opposition in all things. Through the eternal principle of agency, we are free to choose liberty and eternal life and return with honor to God's presence if we live righteous lives; or to choose captivity and spiritual death.

Jesus Christ is the Creator of all things on earth, under the direction of His Father.

Jesus Christ came to this earth, born of Mary, a mortal mother. His Father was Almighty God.

Jesus Christ was baptized by immersion by John the Baptist, and the Holy Ghost was manifest in the "Spirit like a dove descending upon him" (Mark 1:10). And His Father spoke: "Thou art my beloved Son, in whom I am well pleased" (Mark 1:11).

Jesus Christ organized His church and selected twelve Apostles, also prophets, sevens, and evangelists (patriarchs).

Jesus Christ's message is unique. He stands between us and His Father; He is the Mediator. Through Him shall all mankind be saved, and by Him shall all mankind be saved.

Jesus Christ is the Redeemer, our Savior; only He with a mortal mother and an immortal Father could fulfill the Atonement and die to save all mankind. He did so of His own free will and choice.

Jesus Christ was resurrected and appeared to many after His resurrection. He taught us the physical characteristics of a resurrected being and told us that we could follow His example and that we would be able to progress and be like Him.

Jesus Christ's ascension into heaven before the eyes of His disciples was accompanied by the promise that in like manner He would come again.


Jesus Christ appeared with His Father and restored, through Joseph Smith the Prophet in these latter days, the same organization He had established during His ministry on earth. In addition to the Bible, the Book of Mormon was revealed to the world as another witness to testify of His divine calling and ministry.

Jesus Christ leads and guides His church today through revelation to a prophet, his counselors in the First Presidency, and the Twelve Apostles—the same organization He established when He was here on earth.

Jesus Christ's admonition to "come ... follow me" is the challenge that He gave to each of us (see Matt. 19:21). He is the Son, Jesus Christ.

Activity: My Story of Jesus, part 1 - Friend, March 1999 and My Story of Jesus, part 2 - Friend, April 1999

MY STORY OF JESUS



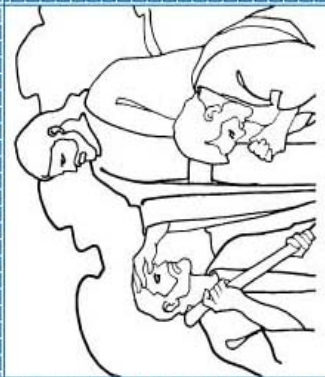
For God so loved the world, that he gave his only begotten Son, that whosoever believeth in him should not perish, but have everlasting life (John 3:16).



In the beginning, Jesus Christ created the heavens, the world, and everything in it, as Heavenly Father asked Him to.



He visited the temple when He was twelve years old.



Jesus healed the sick.




Jesus was born in Bethlehem.



Then He taught the people.



Jesus was baptized in the River Jordan.



He cleared the temple of wicked men.





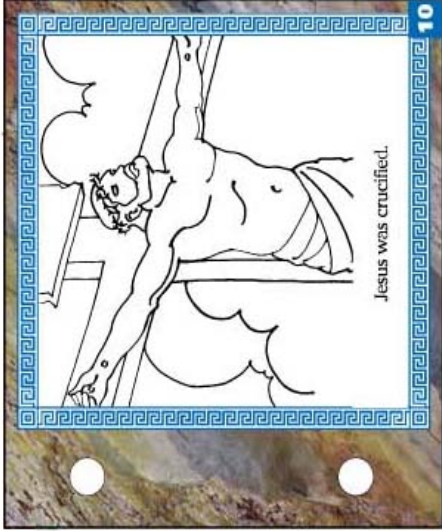
At the Last Supper, Jesus administered (blessed) the sacrament.

8




In the Garden of Gethsemane, Jesus prayed, "Thy will be done."

9



Jesus was crucified.

10



Jesus was buried in a tomb.

11



But on the third day He arose!

12




After His resurrection, Jesus visited with many people.

13



Did Jesus really live again after He had died? Oh, yes! And because He did, so shall we!

14



Jesus has asked that I remember Him and keep His commandments. I can do that for Him.

15



April – Jesus Christ Restored His Church in the Latter Days

Week 1: After Jesus Christ and His Apostles died, gospel truths were lost.

Song: Joseph Smith's First Prayer

Scripture: 2 Thessalonians 2:3

Lesson: This is My Beloved Son, Hear Him - Friend, May 2005

When Jesus was on the earth, He taught us what we need to do to be able to return to live with Him again. He showed us how to be baptized. He taught the gospel and asked us to obey His commandments. He organized His Church and ordained Apostles.

After Jesus Christ was crucified, His Apostles led the Church. They taught the people everything that Jesus had taught. But many people did not like them, just as they did not like Jesus. Some of the Apostles were killed because they believed and served Jesus Christ.

After the Apostles had died, many gospel truths were lost, and priesthood authority was taken from the earth. This was called the Apostasy. New Testament prophets and apostles knew that the Apostasy would take place (see 2 Thes. 2:3). They also testified of the Restoration—that gospel truths and priesthood authority would one day be restored to the earth (see Eph. 1:10).

Hundreds of years later, 14-year-old Joseph Smith was confused about which church he should join. On a beautiful spring morning, he went to a grove of trees to pray. A pillar of light descended, and Joseph “saw two Personages, whose brightness and glory defy all description, standing above me in the air. One of them spake unto me, calling me by name and said, pointing to the other—This is My Beloved Son. Hear Him!” (JS—H 1:17).

The First Vision, in 1820, was the beginning of the Restoration of the Church of Jesus Christ. Gospel truths were restored by revelation and are found in the Book of Mormon, Doctrine and Covenants, and Pearl of Great Price.

Priesthood power was restored by John the Baptist and the Apostles Peter, James, and John. Joseph Smith was called of God to be the first latter-day prophet and President of the Church. The Restoration of the Church of Jesus Christ is a great blessing to all the people in the world.

President Gordon B. Hinckley has said he hopes each one of us can “simply, quietly” testify of the Restoration. He expressed his gratitude for his testimony of Joseph Smith and the Restoration of the Church when he said, “How grateful I am for the testimony with which God has blessed me of the divine calling of Joseph Smith, of the reality of the First Vision, of the restoration of the priesthood, of the truth of this, The Church of Jesus Christ of Latter-day Saints” (*Friend*, Feb. 2003, 2).

Activity: This is My Beloved Son, Hear Him - Friend, May 2005 - Cut out the church, fold the walls, and glue the tabs in place so the church is standing. Then cut out the pictures. The scriptures on each side of the church tell about one aspect of the Restoration of the Church. Read each scripture and match the event in the scripture to one of the pictures. Then glue each picture to the appropriate side of the church.



April – Jesus Christ Restored His Church in the Latter Days

Week 2: Heavenly Father and Jesus Christ appeared to Joseph Smith.

Song: Joseph Smith's First Prayer

Scripture: D&C 35:17

Lesson: The First Vision - Friend, March 2008

When Joseph was fourteen years old, many people in his hometown were excited about religion. Preachers gave sermons to try to get people to join their churches. Joseph learned about the different churches, but he couldn't decide which one to join.

The preachers disagree with each other. They can't all be right! One day, as he was studying the Bible, he read James 1:5. Then he knew what to do. If any of you lack wisdom, let him ask of God, that giveth to all men liberally, and upbraideth not; and it shall be given him.

Joseph decided he would do what the scripture said—ask God. He went into the woods to pray. He had never prayed out loud before. He looked around to make sure he was alone, then knelt down. As soon as he tried to speak, he was surrounded by thick darkness and he was afraid he would be destroyed. He prayed to be saved from this evil power.


Joseph later said: "Just at this moment of great alarm, I saw a pillar of light exactly over my head, above the brightness of the sun, which descended gradually until it fell upon me. ... I saw two Personages, whose brightness and glory defy all description, standing above me in the air. One of them spake unto me, calling me by name and said, pointing to the other—*This is My Beloved Son. Hear Him!*"

Heavenly Father and Jesus Christ had appeared to Joseph. They told him not to join any of the churches because they were all wrong. When Joseph told people about his vision, they made fun of him. Ministers of other religions persecuted him, even though he was only a boy. There are no such things as visions anymore! You're either lying or you've been deceived by the devil.

Joseph never denied his testimony. He said: "Though I was hated and persecuted for saying that I had seen a vision, yet it was true; ... I knew it, and I knew that God knew it, and I could not deny it."


Activity 1: Coloring Page - First Vision - Friend, May 2007

Activity 2: 1st Vision - Friend, January 1997 - Cutout, color, and retell 1st Vision.



My faith in Jesus Christ grows when I learn about the Restoration of the gospel.

“Therefore, behold, I will proceed to do a marvellous work among this people, even a marvellous work and a wonder” (Isaiah 29:14).



April – Jesus Christ Restored His Church in the Latter Days

Week 3: Priesthood authority was restored by heavenly messengers.

Song: Joseph Smith's First Prayer

Scripture: 5th Article of Faith

Lesson: The Priesthood is Restored - Friend, April 1990

Jesus knew that men could not direct His church on earth without power from God. He said that this power would be given by the laying on of hands by those who are in authority.

When He lived on the earth, Jesus laid His hands on the heads of His apostles. He gave them the priesthood, the power and authority to act in God's name, so that they could "preach the Gospel and administer in the ordinances thereof." After the apostles died, this authority was eventually taken from the earth.

In 1829, under the direction of the ancient apostles Peter, James, and John, John the Baptist appeared to Joseph Smith and Oliver Cowdery. He laid his hands upon their heads and conferred the Aaronic Priesthood upon them. Oliver Cowdery said, "Think for a moment, what joy filled our hearts, and with what surprise we must have bowed, (for who would not have bowed the knee for such a blessing?) when we received under his hand the Holy Priesthood" (JS—H 1:71 footnote).

Later, along the banks of the Susquehanna River in New York or Pennsylvania, Peter, James, and John, the same apostles who had received their authority from Jesus Christ, conferred the Melchizedek Priesthood on Joseph and Oliver.

Without the priesthood, the Church could not have been organized, no one could be baptized or receive the gift of the Holy Ghost, no one could receive the blessings of the temple, and no one could return to live with Heavenly Father.

How wonderful it is that a kind and loving Heavenly Father restored the priesthood so that His servants on the earth could have the power to act in His name!

Activity 1: The Priesthood is Restored - Friend, April 1990 - Cover the outside of the box and the lid with wrapping paper. Cut out a long hole in the box lid for light. Divide the box into two sections by taping a piece of heavy paper down the middle of it. Cut an eyehole on one side of each section. Carefully cut out the figures, mount them on heavy paper. Arrange and glue the figures inside the box to show the two different events. Put on the lid and look inside.

Activity 2: The Church of Jesus Christ of Latter-day Saints is Restored - Friend, April 2001 - Place the pictures facedown. A player turns one picture over, tells what that picture represents (others can help, if needed), then matches it with the event and date listed. Repeat until all pictures have been turned over. You might discuss why the events took place in the order they did.



Fold

Joseph Smith

Glass



Fold

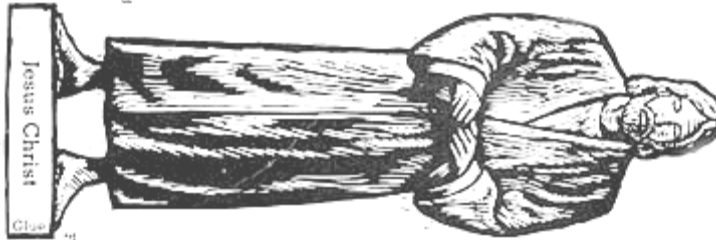
Peter, James, and John conferring the Melchizedek Priesthood

Glass



Oliver Cowdery

Fold



Jesus Christ


Fold




Fold

Peter, James, and John receiving the priesthood

Glass





1. The First Vision—spring, 1820
2. Moroni's first appearance to Joseph Smith—September 21, 1823
3. Joseph Smith receives the gold plates—September 22, 1827
4. The Aaronic Priesthood is restored by John the Baptist—May 15, 1829
5. The Melchizedek Priesthood is restored—between May 1829 and April 3, 1830
6. The Book of Mormon is printed—from July 1829 to early 1830; it goes on sale—March 1830
7. The Church of Jesus Christ of Latter-day Saints is organized—April 6, 1830

April – Jesus Christ Restored His Church in the Latter Days

Week 4: Joseph Smith translated the Book of Mormon and restored gospel truths.

Song: Joseph Smith's First Prayer

Scripture: 8th Article of Faith

Lesson: Coming Forth of the Book of Mormon - Friend, September 2004

1. One night, 17-year-old Joseph Smith went to his bedroom and prayed (see JS—H 1:28–29).
2. The angel Moroni appeared to Joseph three times during the night and told him about a book of gold plates hidden in a hillside (see JS—H 1:30–35, 44–47).
3. Joseph went to the Hill Cumorah the next day. Using a stick, he moved a large rock and found a stone box containing the gold plates and the Urim and Thummim—“seer” stones fastened to a breastplate (see JS—H 1:50–52).
4. Moroni appeared to Joseph and told him not to remove anything but to come back each year for the next few years. Joseph returned every year and was taught by Moroni. Four years later, on September 22, 1827, Moroni told Joseph to take the plates and Urim and Thummim (see JS—H 1:53–54, 59).
5. Joseph used the Urim and Thummim to translate some of the plates. At different times he asked Oliver Cowdery, Martin Harris, Emma Smith (his wife), and a few other people to write down what he said as he translated from the gold plates (see JS—H 1:62, 67; D&C 3:preface; D&C 25:1, 5–6).
6. In 1830, Joseph Smith took the Book of Mormon to a printer in Palmyra, New York (see *History of the Church*, 1:71).

Activity 1: Coming Forth of the Book of Mormon - Friend, September 2004 - Read the captions under each picture, then color the picture.

Activity 2: Jesus Christ Restored the Fulness of the Gospel through Joseph Smith - Friend, April 2010

Activity 3: Book of Mormon Activity - Friend, February 1986 - The plates of Mormon were started by Mormon and contained his comments, his abridgment of the books that were written on the Large Plates of Nephi, and a continuation of the history of the people by him and by his son Moroni. These plates were given to Joseph Smith by the angel Moroni.

Glue page to light-weight cardboard. Cut out plates and descriptions along broken lines. Punch holes in sides as marked, then fasten together with yarn, brass fasteners, or rings.

Coming Forth of the Book of Mormon

Instructions: Read the captions under each picture, then color the picture. You could use these captions and pictures for a family home evening lesson or a Primary talk.



1. One night, 17-year-old Joseph Smith went to his bedroom and prayed (see Joseph Smith—History 1:28–29).



2. The angel Moroni appeared to Joseph three times during the night and told him about a book of gold plates hidden in a hillside (see Joseph Smith—History 1:30–35, 44–47).



3. Joseph went to the Hill Cumorah the next day. Using a stick, he moved a large rock and found a stone box containing the gold plates and the Urim and Thummim—“seer” stones fastened to a breastplate (see Joseph Smith—History 1:50–52).



4. Moroni appeared to Joseph and told him not to remove anything but to come back each year for the next few years. Joseph returned every year and was taught by Moroni. Four years later, on September 22, 1827, Moroni told Joseph to take the plates and Urim and Thummim (see Joseph Smith—History 1:53–54, 59).



5. Joseph used the Urim and Thummim to translate some of the plates. At different times he asked Oliver Cowdery, Martin Harris, Emma Smith (his wife), and a few other people to write down what he said as he translated from the gold plates (see Joseph Smith—History 1:62, 67; D&C 3:preface; 25:1, 5–6).



6. In 1830, Joseph Smith took the Book of Mormon to a printer in Palmyra, New York (see *History of the Church*, 1:71).



Jesus Christ
Restored the
Fulness of the Gospel
through
Joseph Smith



LEFT: THE FIRST VISION, BY GARY L. KAPP. MAY NOT BE COPIED; TOP: ILLUSTRATION © VIVID DETAILS; BOTTOM-LEFT: JOSEPH SMITH TRANSLATING THE BOOK OF MORMON, BY DEL PARSON, © IRI; OTHER ILLUSTRATIONS BY ROBERT T. BARRETT

April 2010

BOOK OF MORMON ACTIVITY

BRASS PLATES

- The plates of brass contained the writings of Moses and other early prophets and a record of the Jews, including the genealogy of Lehi's forefathers.

PLATES OF ETHER

- The plates of Ether contained the history of the Jaredites. These plates were found by the people of Limhi in the days of King Mosiah.

LARGE PLATES OF NEPHI

- The large plates of Nephi were begun by Nephi soon after Lehi's colony left Jerusalem. At first they contained mostly the day-to-day history of Lehi and his descendants, but later they included things of spiritual importance too.

SMALL PLATES OF NEPHI

- The small plates of Nephi, written by Nephi, contained the religious record of the Nephite nation.

PLATES OF MORMON

- The plates of Mormon were started by Mormon and contained his comments, his abridgment of the books that were written on the Large Plates of Nephi, and a continuation of the history of the people by him and by his son Moroni. These plates were given to Joseph Smith by the angel Moroni.

May - Prophets Teach Us to Live the Restored Gospel

Week 1: The living prophet leads the Church under the direction of Jesus Christ.

Song: We Thank Thee O God for a Prophet

Scripture: Amos 3:7

Lesson: Why are Prophets Important - Friend, March 2012 - Elder Neil L. Andersen

Whenever the Lord's Church has been established, the Lord has called prophets and apostles. Their sure witness of the living Christ is one of the greatest blessings to the Church and to the world.

Along with the scriptures and the gift of the Holy Ghost, the First Presidency and the Quorum of the Twelve Apostles make known the Lord's specific concerns for us and what we need to do.

We have the responsibility to listen and to follow, and we have a promise that blessings will come as we believe and act on the prophets' words.


If we will be attentive to the prophets' words, we will forever remain safely on the path leading to the tree of life.

Activity: My Book on Prophets, part 1 - Friend, September 2001 and My Book on Prophets, part 2 - Friend, October 2001 and My Book on Prophets, part 3 - Friend, November 2001 and My Book on Prophets, part 4 - Friend, December 2001 - Color the pictures of the prophets. Cut along the lines and punch holes on the circles. Stack the four pages with John Taylor on the bottom, then Brigham Young, then Joseph Smith, and the title page on top. Thread yarn through the aligned holes and tie loosely.


○ My Book of
PROPHETS




Joseph Smith




Brigham Young




John Taylor




Wilford Woodruff




Lorenzo Snow




Joseph F. Smith



Heber J. Grant




George Albert Smith




David O. McKay



Joseph Fielding Smith




Harold B. Lee




Spencer W. Kimball



Ezra Taft Benson



Howard W. Hunter



Gordon B. Hinckley



Thomas S. Monson

May - Prophets Teach Us to Live the Restored Gospel

Week 2: The living prophet leads the Church under the direction of Jesus Christ.

Song: We Thank Thee O God for a Prophet

Scripture: 6th Article of Faith

Lesson: Living Prophet Teaches Me to Choose the Right - Friend, March 2012

Cristina watched President Thomas S. Monson on the screen in her stake center during general conference. He was talking about being kind to others. Cristina had a warm feeling as she listened. She knew President Monson was a prophet of God. She thought about Leah, a girl at school who was unkind to her. She decided she would be nice to Leah and try to be her friend. Cristina wanted to follow the prophet's teachings.

Before Jesus Christ was crucified, He called the Apostle Peter to lead His Church. Peter received revelation for the Church and led the people of Christ in the right paths. Today, President Thomas S. Monson leads the Church, just as Peter did.

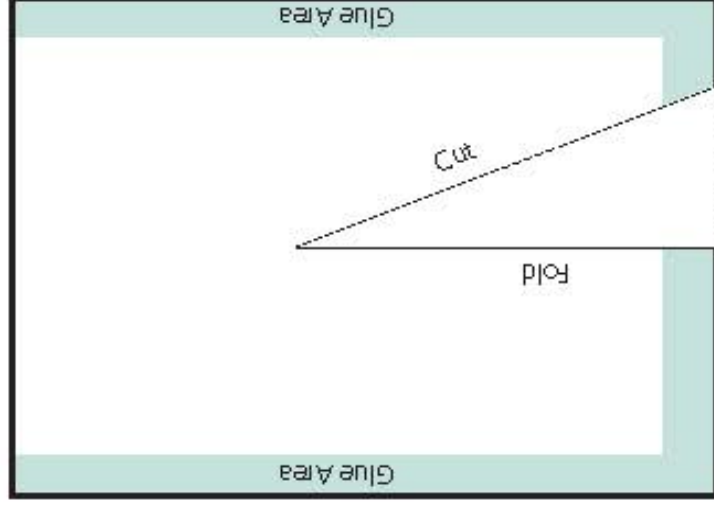
Listen carefully when the prophet speaks. His teachings can help you with problems and challenges you may have. He will always lead you down the right paths, and you will be blessed when you follow him.

Activity 1: Living Prophet Teaches Me to Choose the Right - Friend, March 2012

Activity 2: Coloring Page - President Monson - Friend, April 2008

JUST YOU

You can make a frame to hold the picture of President Thomas S. Monson. Cut out the picture, frame, and frame back. Mount them on heavy paper. Fold and cut along the lines on the frame back. Glue the sides and bottom of the frame to the frame back. Slide in the picture of President Monson.





I WILL FOLLOW THE PROPHET.

"Surely the Lord God will do nothing, but he revealeth his secret unto his servants the prophets" (Amos 3:7).

May – Prophets Teach Us to Live the Restored Gospel

Week 3: Prophets teach me to pay tithing.

Song: We Thank Thee O God for a Prophet

Scripture: Malachi 3:10

Lesson: Tithing - Friend, September 2002 – Elder Dallin H. Oaks

When the risen Lord appeared to the faithful on this continent, he taught them the commandments the prophet Malachi had already given to other children of Israel. The Lord commanded that they should record these words (see 3 Ne. 24:1).

“Will a man rob God? Yet ye have robbed me. But ye say: Wherein have we robbed thee? In tithes and offerings. ...

“Bring ye all the tithes into the storehouse, that there may be meat in my house; and prove me now herewith, saith the Lord of Hosts, if I will not open you the windows of heaven, and pour you out a blessing that there shall not be room enough to receive it” (3 Ne. 24:8, 10; see also Mal. 3:8, 10). ...

During World War II, my widowed mother supported her three young children on a schoolteacher’s salary that was meager. When I became conscious that we went without some desirable things because we didn’t have enough money, I asked my mother why she paid so much of her salary as tithing. I have never forgotten her explanation: “Dallin, there might be some people who can get along without paying tithing, but we can’t. The Lord has chosen to take your father and leave me to raise you children. I cannot do that without the blessings of the Lord, and I obtain those blessings by paying an honest tithing. When I pay my tithing, I have the Lord’s promise that he will bless us, and we must have those blessings if we are to get along.” ...

The law of tithing and the promise of blessings to those who live it apply to the people of the Lord in every nation. I hope our members will qualify for the blessings of the Lord by paying a full tithing.

Activity 1: I Choose the Right by Living Gospel Principles: Tithing - Friend, June 2012

Activity 2: How Tithing is Used - Friend, August 2011

Activity 3: Coloring Page - Tithing – Friend, May 1991

CTR Activity: Blessings of Tithing


Malachi was an Old Testament prophet who taught that when we pay tithing, the windows of heaven will be opened and blessings will pour down upon us (see Malachi 3:10). As a family, talk about what blessings you have received from following the law of tithing. Place a bean, button, or small pebble on the windows that represent the blessings you enjoy.



More faith




Stronger testimony



Trust in the Lord



Happiness in the gospel



Enough food

How Tithing Is Used

Tithing is used to help with missionary work, build temples and meetinghouses, publish scriptures, and do many other things. Look at the drawings of some of the things tithing pays for. Circle the drawing in each column that is different from the others.


Missionary Work



Temples



Meetinghouses



Scriptures



Illustrated by Julie F. Young



I CAN GAIN A TESTIMONY BY BEING OBEDIENT.

*Blessed are they that hear the word of God, and keep it
(Luke 11:28).*

May - Prophets Teach Us to Live the Restored Gospel

Week 4: Prophets teach me to live the Word of Wisdom.

Song: We Thank Thee O God for a Prophet

Scripture: D&C 89

Lesson: Daniel Obeys the Lord - Friend, June 1998

When King Nebuchadnezzar of Babylon conquered the land of Judah, he brought back to his kingdom some of the well-favored children of Israel. Chosen were those who were without blemish, who were wise and well-educated. Among them were four young men—Daniel, Hananiah, Mishael, and Azariah. The king told his servant to feed them rich foods and wines for three years, the same food he would eat himself, and then bring them before him.

Daniel and his friends had been taught to eat a more healthy diet, and he made a request of the king's servant. "Prove thy servants, I beseech thee, ten days; and let them give us pulse [seeds, grains, vegetables] to eat, and water to drink.

"Then let our countenances be looked upon before thee, and the countenance of the children that eat of the portion of the king's meat: and as thou seest, deal with thy servants." (Dan. 1:12-13.)

The servant agreed. The Lord blessed the four young men for their faithfulness, and after ten days had passed, Daniel and his friends were fairer and healthier than those who ate the king's meat.

You can be like Daniel in the scriptures. You, too, know what the Lord would have you eat and drink. You know what is not good for you (see Doctrine and Covenants 89). If a king, or a friend, or anyone else tempts you to try something that is harmful to your body, say no with the same courage shown by Daniel.


Activity: Daniel Obeys the Lord - Friend, June 1998 - Color the flannel-board figures, then mount them on heavy paper. Cut them out and use them to retell the story of Daniel and his three friends.



The King's servant



Daniel



Hananiah, Mishael, Azariah



King Nebuchadnezzar

June – I Will Follow Heavenly Father’s Plan by Being Baptized and Confirmed

Week 1: I will follow Jesus Christ by being baptized and confirmed and keeping my baptismal covenants.

Song: When I Am Baptized

Scripture: 3 Nephi 30:2

Lesson: Of His Kingdom - Friend, October 2002 – Elder Robert D. Hales

When we are baptized by immersion by one with the proper priesthood authority and choose to follow our Savior, we then are in His kingdom and of His kingdom.

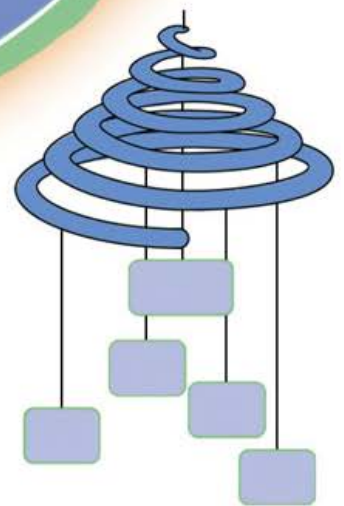
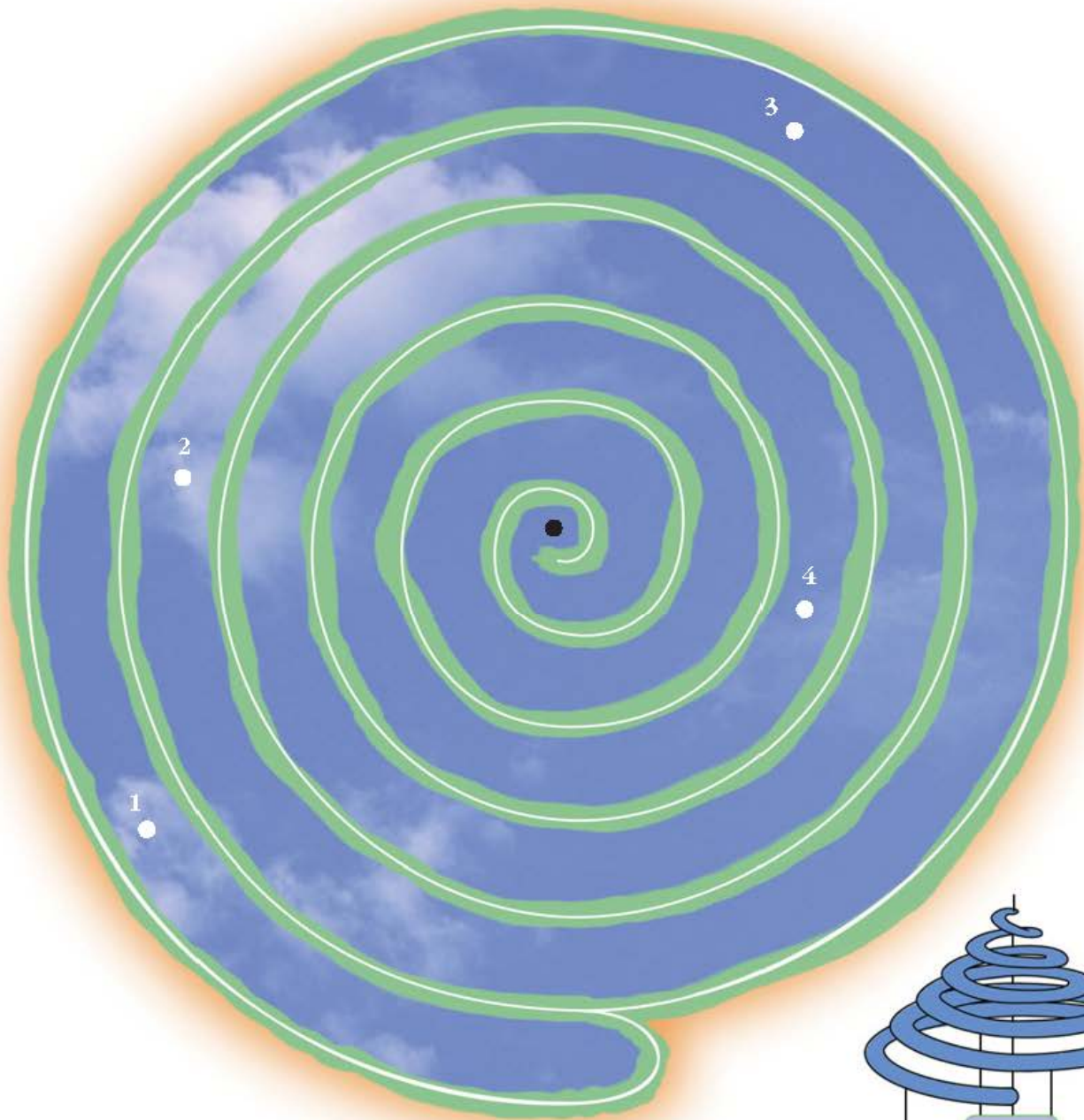
Being of the kingdom of God requires that we heed the Savior’s admonition “Follow thou me” (2 Ne. 31:10). Nephi taught that we follow Jesus by keeping Heavenly Father’s commandments: “Wherefore, my beloved brethren, can we follow Jesus save we shall be willing to keep the commandments of the Father?” (2 Ne. 31:10).

At baptism we make a covenant with our Heavenly Father that we are willing to come into His kingdom and keep His commandments from that time forward, even though we still live in the world. We are reminded from the Book of Mormon that our baptism is a covenant to “stand as witnesses of God [and His kingdom] *at all times and in all things, and in all places* that ye may be in, even until death, that ye may be redeemed of God, and be numbered with those of the first resurrection, that ye may have eternal life” (Mosiah 18:9; emphasis added).

When we understand our baptismal covenant and the gift of the Holy Ghost, it will change our lives and will establish our total allegiance to the kingdom of God. When temptations come our way, if we will listen, the Holy Ghost will remind us that we have promised to remember our Savior and obey the commandments of God. (*Ensign*, November 2000, page 7.)

Activity 1: First Principles and Ordinances of the Gospel - Friend, June 2011 - You can make this springing mobile as a reminder of the first principles and ordinances of the gospel. Glue page 41 on heavy paper. Cut out the five signs; then cut out the mobile on the solid lines. Cut or punch where indicated. Hang the signs from the mobile with string or ribbon.

Activity 2: A Sacred Promise - Friend, March 2000 - To make a mobile to help you remember your baptismal covenant, mount page 13 on heavy paper, then color and cut out the figures. Using string or yarn, attach each figure to a clothes hanger or decorative hook, and display the mobile where you can see it each day.



●
The first principles
and ordinances of the
gospel are:

●
1. Faith in the
Lord Jesus Christ


●
2. Repentance

●
3. Baptism by
immersion for the
remission of sins


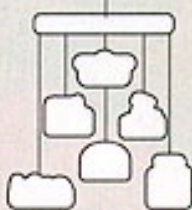
●
4. Laying on
of hands for the
gift of the Holy
Ghost

Instructions

To make a mobile to help you remember your baptismal covenant, mount this page on heavy paper and cut out the figures. Using string or yarn, attach each figure as shown in the illustration. Display the mobile where you can see it each day.



ILLUSTRATION



When I Am Baptized, I Make a Sacred Covenant

"And now, because of the covenant which ye have made ye shall be called the children of Christ, his sons, and his daughters" (Mosiah 5:7).

June – I Will Follow Heavenly Father’s Plan by Being Baptized and Confirmed

Week 2: If I live worthily, The Holy Ghost will help me choose the right.

Song: When I Am Baptized

Scripture: D&C 84:64

Lesson: The Gift of the Holy Ghost - Friend, August 2005

What happens when you turn eight? That’s right! You can be baptized. A glorious part of your baptismal day or of a day soon after is to be confirmed a member of The Church of Jesus Christ of Latter-day Saints. That ordinance gives you the gift of the Holy Ghost.

The Holy Ghost is the third member of the Godhead. Unlike Heavenly Father and Jesus Christ, the Holy Ghost does not have a body of flesh and bone (see D&C 130:22). The Holy Ghost is a spirit personage who will speak to “you in your mind and in your heart” (D&C 8:2) and will show you “what ye should do” (2 Ne. 32:5).

The Holy Ghost will help you keep your baptismal covenant and guide you to choose the right. He bears witness of Heavenly Father and Jesus Christ (see 3 Ne. 28:11). The Holy Ghost can give you comfort and guide you away from danger.


When you are baptized and when you take the sacrament, you promise to take the name of Jesus Christ upon you, to always remember Him, and to keep His commandments. Then Heavenly Father promises you that the Holy Ghost may always be with you (see D&C 20:77).

You will know the Holy Ghost is with you by the way you feel. President Ezra Taft Benson (1899–1994) taught, “When you *do* good, you *feel* good, and that is the Holy Ghost speaking to you” (*Friend*, Sep. 2001, 28).


Truly, the Holy Ghost—who is also called the Spirit—is a wonderful gift from a loving Heavenly Father.

Activity 1: The Gift of the Holy Ghost - Friend, August 2005 - Use these gift cards to remind you of the gift of the Holy Ghost. Decorate a box or bag to look like a gift. Attach page to heavy paper. Cut out the gift cards on the page; then put them in the box or bag. Every day this week, choose a card. Then look up the scripture, and fill in the blanks.


Activity 2: Coloring Page - Holy Ghost - Friend, August 2007




" _____ in God, the _____, and in His _____, _____, and in the _____" (Articles of Faith 1:1).



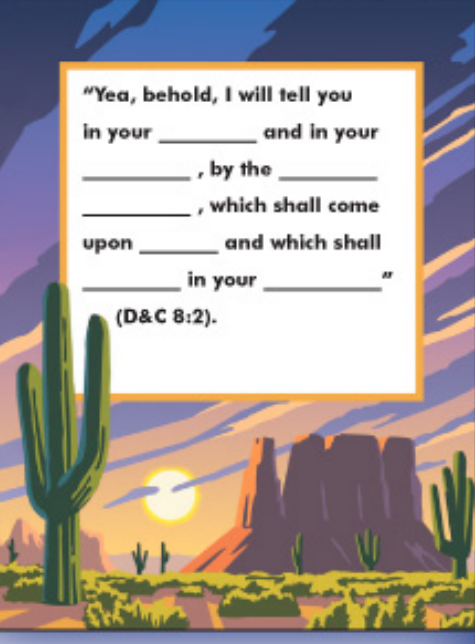
"And by the _____ of the _____ ye may know the _____ of all _____" (Moroni 10:5).




"And I will pray the _____, and he shall give you _____, that he may _____ with you for ever" (John 14:16).



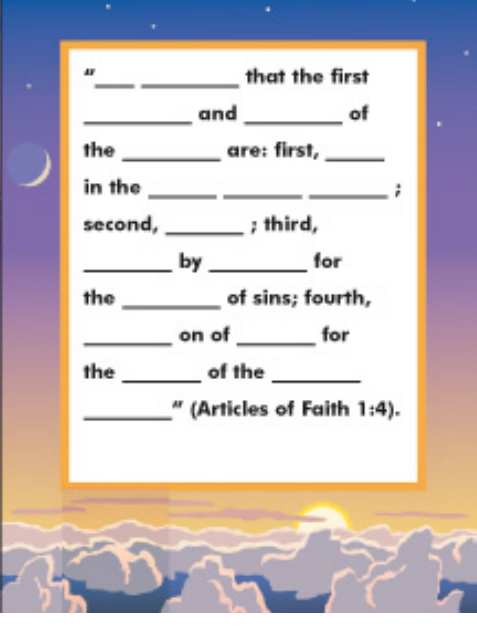
"For there are many _____, and to every man is _____ a _____ by the _____ of _____" (D&C 46:11).



"Yea, behold, I will tell you in your _____ and in your _____, by the _____, which shall come upon _____ and which shall _____ in your _____" (D&C 8:2).



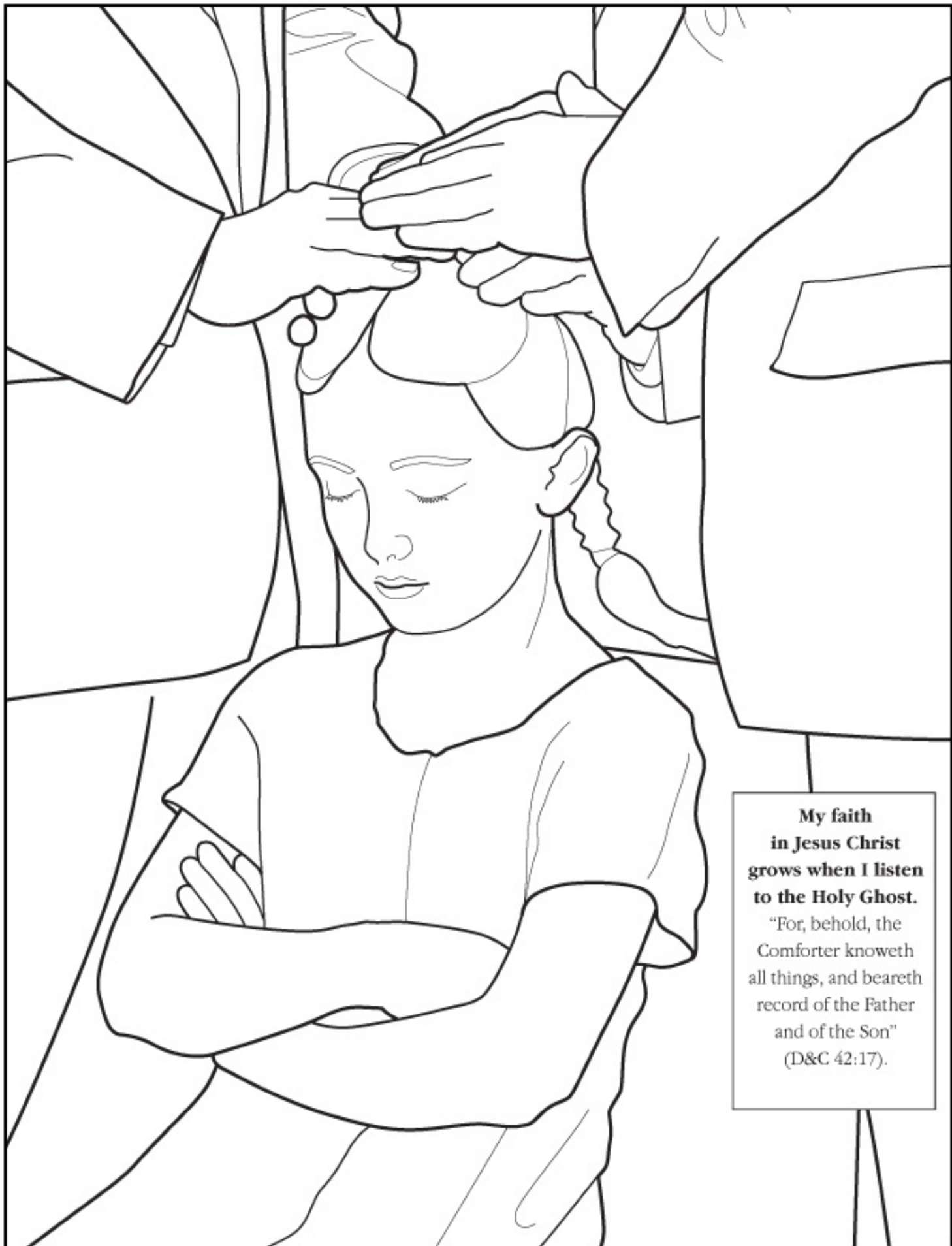
"Verily, I say unto thee, put your _____ in that _____ which leadeth to do _____—yea, to do _____, to walk _____, to judge _____; and this is _____" (D&C 11:12).



" _____ that the first _____ and _____ of the _____ are: first, _____ in the _____; second, _____; third, _____ by _____ for the _____ of sins; fourth, _____ on of _____ for the _____ of the _____" (Articles of Faith 1:4).

Note: If you do not wish to remove pages from the magazine, this activity may be copied, traced, or printed from the Internet at www.lds.org. Click on Gospel Library.

ILLUSTRATED BY DAVID INKLE



**My faith
in Jesus Christ
grows when I listen
to the Holy Ghost.**

“For, behold, the
Comforter knoweth
all things, and beareth
record of the Father
and of the Son”
(D&C 42:17).

June – I Will Follow Heavenly Father’s Plan by Being Baptized and Confirmed

Week 3: When I take the sacrament, I renew my baptismal covenants.

Song: When I Am Baptized

Scripture: 3 Nephi 18:7 or Matt. 26:26-28

Lesson: Remember Him - Friend, October 1990

When you want to remember something important, you might write yourself a note or tie a string on your finger. To remember someone who has been gone for a long time, you might look at his picture or read something he wrote. To remember a song or poem you’ve learned, you might sing or recite it often.



Jesus gave us the sacrament to help us remember the sacrifice He made for us in the Garden of Gethsemane and on the cross. He suffered for our sins so that we could be forgiven if we repent. He gave His life and took it up again so that we could be resurrected and live again. The sacrament bread represents Jesus’ body, and the water represents His blood, which was shed for us.

When we take the sacrament, we renew the covenants made at baptism: We are willing to take His name upon us as members of The Church of Jesus Christ of Latter-day Saints, we will always remember Him, and we will keep His commandments.

There are many ways we can reverently remember Jesus, especially while the sacrament is being passed. We can remember how He suffered for our sins and how He died and was resurrected. We can remember His life and teachings and think about how we can become more like Him. We can remember the things we have done wrong, repent, and ask for forgiveness. We can remember the many blessings He has given us. Jesus said, “And if ye do always remember me ye shall have my Spirit to be with you” (3 Ne. 18:11). The sacrament is a great blessing in our lives.

Activity 1: Remember Him - Friend, October 1990 - To help you remember Jesus during the sacrament, make this picture wheel. Cut out the two circles, and put the one with the wedge cut out of it on top of the one with the pictures. Fasten the two circles in the center with a brass fastener. During the sacrament, look at each picture and think about what it represents.

Activity 2: Remember - Friend, June 2007 - Cut out the pictures. Place them face down. Turn over two of the pictures. If they match, put them in a pile, and take another turn. If they don’t match, turn them back over, and let the next person turn over two pictures. Try to remember where each picture is.





Note: If you do not wish to remove pages from the magazine, this activity may be copied or printed from the Internet at www.lds.org. Click on Gospel Library.

ILLUSTRATIONS BY DILEEN MARSH

June – I Will Follow Heavenly Father’s Plan by Being Baptized and Confirmed

Week 4: When I repent, I can be forgiven.

Song: When I Am Baptized

Scripture: Alma 7:21

Lesson: The Sacrament & Repentance - Friend, June 2002 – Elder Dallin H. Oaks

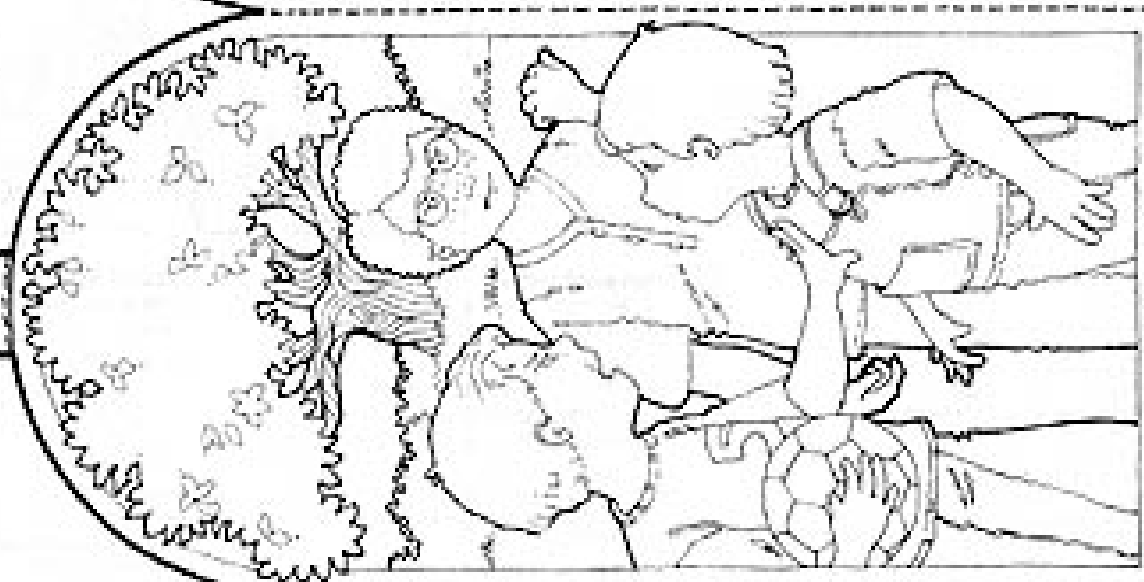
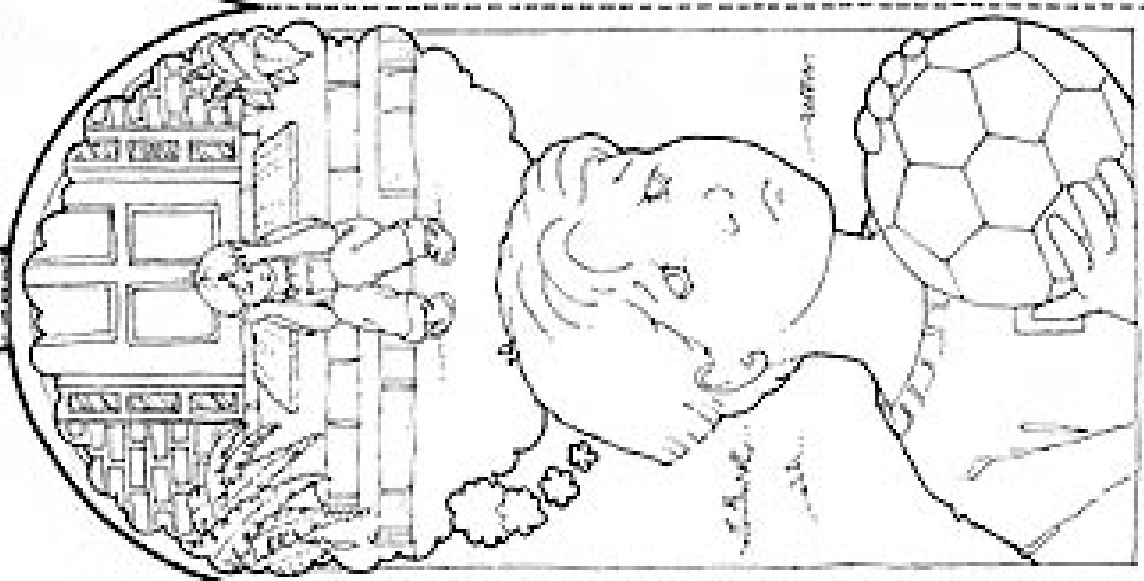



To have the [constant] companionship of the Holy Ghost is the most precious possession we can have in mortality. The gift of the Holy Ghost was conferred upon us by the authority of the Melchizedek Priesthood after our baptism. But to realize the blessings of that gift, we must keep ourselves free from sin. When we commit sin, we become unclean and the Spirit of the Lord [leaves] us. The Spirit of the Lord does not dwell in “unholy temples” (see Mosiah 2:36–37; Alma 34:35–36; Hel. 4:24), and no unclean thing can dwell in His presence (see Eph. 5:5; 1 Ne. 10:21; Alma 7:21; Moses 6:57).

A few weeks ago I used a chain saw to cut down a tree in my backyard. It was a dirty job, and when I was done I was splattered with a filthy mixture of sawdust and oil. In that condition I did not want anyone to see me. I just wanted to be cleansed in water so I would again feel comfortable in the presence of other people.

Not one of you ... has lived without sin since [your] baptism. Without some [means of] further cleansing after our baptism, each of us is lost to things spiritual. We cannot have the companionship of the Holy Ghost, and at the final judgment we would be bound to be “cast off forever” (1 Ne. 10:21). How grateful we are that the Lord has provided a [means] for each baptized member of His Church to be ... cleansed from the soil of sin. The sacrament is [a necessary] part of that process.

We are commanded to repent of our sins and to come to the Lord with a broken heart and a contrite spirit and partake of the sacrament in [keeping our part of] its covenants. When we renew our baptismal covenants in this way, the Lord renews the cleansing effect of our baptism. In this way we are made clean and can always have His Spirit to be with us. (*Ensign*, November 1998, page 38.)

Activity: Repentance Reminder - Friend, April 1997 - Color. Cut along the heavy black lines and fold on the broken lines. Glue Tab 1 to the edge of the third scene. Make small holes, as indicated, in Tabs 2, 3, 4, and overlap the tabs to align the holes. Tie a double knot in a string, and then thread the string through the holes with the knot on the bottom. Hang your Repentance Reminder where you can see it each day.



TO RIGHT.

TURNING FROM WRONG

REPENTANCE IS

July – Families Are Part of Heavenly Father’s Plan

Week 1: Heavenly Father planned for me to come to a family.

Song: Families can be Together Forever

Scripture: The family is ordained of God (The Family: A Proclamation to the World).

Lesson: My Family - Friend, February 2004

All families are different. Some families have many children, and some have a few children, or one child, or no children. Some families have children, parents, grandparents, aunts, and uncles all living together. Some children have two parents, and some have one. Some children live with their grandparents or other adults; these adults make up their family.

Heavenly Father planned for us to come to earth and live in a family. He wants the best things for us and wants us to return to live with Him one day. He gave us parents to teach us and help us make wise decisions.

You are important to your family, and your family is important to you. The important thing about families is that family members love and care for each other. An important part of living the gospel is showing love for your family and working to have a happy family. You can show your love for your parents by being helpful and obedient (see Eph. 6:1). When you are kind to family members, you are showing your love for them. The scriptures teach us how to love our family. They tell us to be “kind one to another, tenderhearted, forgiving” (Eph. 4:32).

Prophets teach us the importance and the blessings of families. President Spencer W. Kimball (1895–1985) said, “The family is the basic unit of the kingdom of God on earth” (*Ensign*, May 1978, 45). President Ezra Taft Benson (1899–1994) said, “Your most important friendships should be with your own brothers and sisters and with your father and mother. Love your family” (*Ensign*, May 1986, 43). President Gordon B. Hinckley tells us, “The greatest joys of life are experienced in happy family relationships” (*Teachings of Gordon B. Hinckley*, 205). Heavenly Father has established families to bring us happiness, allow us to learn correct principles in a loving atmosphere, and prepare us for eternal life.

Activity 1: A Temple is the House of the Lord - Friend, January 1993 - Cut along the broken lines. On page 3, draw a picture of the temple nearest your home. Color all the pictures. Punch holes and make a booklet by threading the pages together with yarn.

Activity 2: My Eternal Family - Friend, February 2004 - Cut them out. Cut slits along the broken lines. Using a separate piece of heavy paper, cut out 9 strips 1" x 3". Then slide a strip into each slit on the figures so that they can stand. Display the figures where you will be reminded to live Heavenly Father’s plan.

I LOVE TO SEE THE TEMPLE

By Janice Kapp Perry



I love to see the temple.
I'm going there someday 1



To feel the Holy Spirit,
To listen and to pray. 2



For the temple is a house of God,
A place of love and beauty. 3

I'll prepare myself while I am young;
This is my sacred duty. 4



I love to see the temple.
I'll go inside someday. 5





I'll covenant with my Father;
I'll promise to obey. 6



For the temple is a holy place
Where we are sealed together. 7



As a child of God, I've learned this
truth: A family is forever. 8



July – Families Are Part of Heavenly Father’s Plan

Week 2: Family prayer, family scripture, and family home evening can strengthen my family.

Song: Families can be Together Forever

Scripture: Ephesians 6:1

Lesson: Love at Home - Friend, September 2004

You can strengthen your family as you learn, play, serve, and work together. Sister Barbara B. Smith, Relief Society general president from 1974 to 1984, said: “Remember that a family established in love ... is maintained through work and service. A home is strengthened by work when workers receive respect” (*Ensign*, Nov. 1981, 84).

Working together in your home helps you to be responsible and to be grateful for the work others do for you. Serving your family members shows that you love them. Sharing talents or hobbies and participating in fun activities with your family teaches you more about your family members.

We can learn about working, serving, and playing together in family home evening. Prophets have promised us that our families will grow stronger when we use this time to study gospel principles and enjoy being together.

President Ezra Taft Benson (1899–1994) taught: “Families must spend more time together in work and recreation. Family home evenings should be scheduled once a week as a time for recreation, work projects, skits, songs around the piano, games, special refreshments, and family prayers. ... This practice will bind a family together, in love, pride, tradition, strength, and loyalty” (*Ensign*, Nov. 1982, 60).

Activity 1: My Family Can Be Together Forever - Friend, February 2002 - Cut off the temple picture along the broken line, then cut slits in it along the thirteen broken lines. Fold the picture along the heavy horizontal line. Fold out the three tabs created by the six vertical slits. Cut out the three family figures. Glue the bottom half of each figure to one of the tabs (see illustration). Cut out the seven shrubs. On the blank shrub, write something you will work on to help you prepare to go to the temple one day. Fold the tabs back on all the shrubs and insert them into the horizontal slits so that the shrubs face forward. They will remind you of some of the things your family can do to be a forever family.

Activity 2: Family Tree - Friend, April 2005 - Draw a picture of a tree on a large sheet of paper. Cut out the frames, and punch holes at the top of each one. In the blank frames, write or draw your own ideas of ways to help and show love for your family. With string or yarn, hang the frames on the tree.



My Family Can Be Together Forever




Be kind



Study the scriptures



Follow the prophet



Serve others




Pray together



Have family home evening





July – Families Are Part of Heavenly Father’s Plan

Week 3: The priesthood can bless and strengthen my family.

Song: Families can be Together Forever




Scripture: D&C 84:35


Lesson: Blessings of the Priesthood are Available to All - Friend, October 2012

When Joseph Smith was translating the Book of Mormon, he and his scribe Oliver Cowdery had a question. They went into the woods to pray about it. While they were praying, “a messenger from heaven descended in a cloud of light.” This messenger was John the Baptist. He laid his hands on Joseph’s and Oliver’s heads and gave them the Aaronic Priesthood. John the Baptist then commanded Joseph and Oliver to baptize each other. A short time later, the Apostles Peter, James, and John came to earth and ordained Joseph and Oliver to the Melchizedek Priesthood. God’s priesthood was on the earth again. (See Joseph Smith—History 1:68–72.)

Through the priesthood we can receive wonderful blessings and ordinances. Such blessings include those given to newborn babies, to the sick, and to children by their fathers or other worthy priesthood holders. We must also receive certain priesthood ordinances to return to Heavenly Father. Some of these ordinances include baptism by immersion, receiving the gift of the Holy Ghost, and sacred temple ordinances that can seal families together forever. Also in the temple, ordinances can be performed for people who have passed away without the blessings of the gospel. Blessings of the priesthood are available to all!

Activity: The Greatest Gift - Friend, April 2002 - Cut the puzzle apart along the broken lines. *This is a two-sided puzzle.* After you mix up the pieces, you can look at the pictures at the top of this page to see how to put the puzzle together. Going to the temple is like looking at the box-top picture of a jigsaw puzzle. In the temple, we see better how we need to fit the many parts of the gospel together to obtain exaltation.





July – Families Are Part of Heavenly Father’s Plan

Week 4: Heavenly Father wants me to marry in the temple and have an eternal family.

Song: Families can be Together Forever

Scripture: D&C 131:2 and Matthew 16:19

Lesson: The Greatest Gift - Friend, April 2002

Isaac and Rebekah were to be married. Their families were joyful that these young people had found someone faithful to marry. They knew how important it was to be married in the covenant. (When you are married “in the covenant,” you are sealed by the holy priesthood to be married to each other for eternity. That is Heavenly Father’s promise to you; you promise Him to live to be worthy of this blessing.) They knew that if Isaac and Rebekah married in the covenant, they would receive many wonderful blessings. Everyone was happy.

Does this sound like other young men and women you know who marry in the covenant by being sealed in the temple? It is. The difference is that Isaac and Rebekah lived thousands of years ago, during Old Testament times, and they didn’t know each other before becoming engaged.

Isaac’s father, Abraham, knew how important it was for Isaac to marry a faithful woman who believed in God as he did. Abraham knew that doing so was the only way that Isaac could be married in the covenant and receive all the blessings that Heavenly Father had promised. Abraham was so concerned about this that he sent his servant miles and miles away to search for the woman with the same religious beliefs as Isaac and who was chosen by God for him to marry. The Lord helped Abraham’s servant find Rebekah. She agreed to marry Isaac, even though she had never met him. You can read more about Isaac and Rebekah’s marriage in Genesis 24.

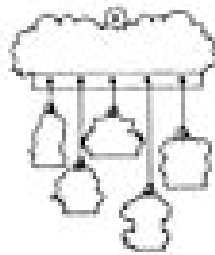


Why was it so important for Isaac and Rebekah to marry someone in the covenant? Why is it important for you to marry a righteous member of the Church in the temple?

When you are married in the temple, you are promised the blessings of Abraham, Isaac, and Jacob (see Gen. 22:17–18). One of these blessings is that you and your family, through priesthood power, can be sealed together forever. This is a wonderful gift from Heavenly Father. The Lord promised this and other blessings to Abraham’s righteous descendants. They were promised the priesthood and were given the responsibility to teach the gospel to others so that all families everywhere might have “the blessings of salvation, even of life eternal” (Abr. 2:11).

When you grow up and go to the temple, you will learn more about the blessings of salvation and the great plan of happiness. You will make covenants. If you keep your covenants, Heavenly Father will bless you with “the greatest of all the gifts of God,” which is eternal life (see D&C 14:7). By choosing to marry in the covenant, as Isaac and Rebekah did, you can have the great blessings the Lord wants to give you and your family.







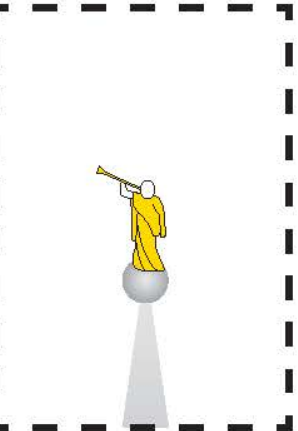

Activity 1: The Temple is a Happy Place - Friend, June 1993 - To make a mobile to remind you of happy things that happen in the temple, remove page 13 and mount it on lightweight cardboard. Next, in the space provided, draw a picture of the temple nearest your home, then color and cut out each picture, and punch holes where indicated. On the back of each picture, write about how that temple blessing makes you happy. Use string or heavy thread to tie the smaller pictures beneath the picture of your own temple and hang the mobile.

Activity 2: Building a Temple - Friend, July 2011



BUILDING A TEMPLE

It took the early settlers of the Salt Lake Valley 40 years to build the Salt Lake Temple. With an adult's help, cut out these parts to the temple and put the pieces together to build a model.



August - Heavenly Father Hears and Answers my Prayers

Week 1: The scriptures teach me how to pray.

Song: A Child's Prayer

Scripture: D&C 112:10

Lesson: Enos and the Power of Prayer - Friend, September 2000

Enos had a righteous father who taught him about the power of prayer. One day while Enos was in the forest hunting, he began to feel bad about sins that he had committed. He felt an urge to pray.

“And my soul hungered; and I kneeled down before my Maker, and I cried unto him in mighty prayer and supplication for mine own soul” (Enos 1:4).

Enos had such a desire to receive forgiveness for his sins that he pleaded with the Lord all day and all night. At last, a voice came to him, saying, “Enos, thy sins are forgiven thee, and thou shalt be blessed” (Enos 1:5).

Even after Enos had received forgiveness for his sins, he remained on his knees, pleading with the Lord—not for himself now, but for the rest of the Nephites.

“And while I was thus struggling in the spirit, behold, the voice of the Lord came into my mind again, saying: I will visit thy brethren according to their diligence in keeping my commandments” (Enos 1:10). Enos still continued to pray, this time for the Lamanites, the enemies of his people. Enos grew very close to Heavenly Father by his willingness to pour out his soul in prayer.

Like Enos, we can become closer to Heavenly Father and Jesus Christ through our prayers. We, too, can be forgiven of our sins when we follow the necessary steps of repentance and ask Heavenly Father to forgive us.

Seven-year-old Craig Parker of Spanish Fork, Utah, gained a testimony of the role of prayer in the repentance process. One day while he was playing, he said a word that he knew was wrong. He felt very bad afterward. “In our home and at church I have learned about Jesus, and I know that He would not want me to say that word.”

Craig decided to kneel and pray for forgiveness. “I folded my arms and told Heavenly Father I was sorry for saying that word. I felt better after praying. I knew that Heavenly Father forgave me, and I have never said that word again.”

Activity: Enos and the Power of Prayer - Friend, September 2000 - Color the flannel-board figures, and then mount them on heavy paper. Cut them out and use them to retell the story “Enos and the Power of Prayer.”



Enos in the forest



Enos praying at night



Enos praying during the day



Boy praying

August - Heavenly Father Hears and Answers my Prayers

Week 2: Heavenly Father wants me to pray to Him often - anytime, anywhere.

Song: A Child's Prayer

Scripture: Alma 34:21-27

Lesson: Heavenly Father Hears and Answers Prayers - Friend, July 2006

Heavenly Father loves us and wants us to pray to Him. We can pray to Him anytime, no matter where we are. He hears and answers our prayers.

Charlotte Clark was just six years old when her family left Nauvoo, Illinois, to travel west to the Salt Lake Valley. It was a long, long way to walk. Charlotte walked so much that she wore out her only pair of shoes. Every night when Charlotte knelt to pray, she asked Heavenly Father for a pair of shoes.

One day Charlotte and her sister were picking berries when Charlotte saw a pair of shoes. She and her sister ran back to their mother and father, saying, "Heavenly Father sent me shoes, and they fit perfectly!" Charlotte's father was concerned that the shoes belonged to someone who had lost them. He told Charlotte that if the shoes belonged to someone in their wagon train, she should return the shoes to their owner. Charlotte's family showed the shoes to everyone, but no one claimed them. Charlotte's prayer was answered.

Heavenly Father answers our prayers. The answers may not always be what we expect, but He will answer in the way that is the best for us. We can pray to Him anytime, anywhere.

Activity 1: When I Pray - Friend, February 1992 - Cut the cards and mount them on lightweight cardboard. Color the pictures on cards three and six. On card four, draw pictures of things you are grateful for. On card five, draw things you would like Heavenly Father to bless you with. To make a flip-chart to remind you of the basic parts of a prayer, punch holes in the cards where indicated, then fasten the cards together in order with string, ribbon, or metal rings.

Activity 2: When I Begin to Pray - Friend, March 2007 - Cut out the paper doll parts. Poke small holes in the places marked with Xs and then join the body parts together with brass fasteners. Cut out eyeholes in the head. Center the separate eye piece behind the head so the eyes show through the holes. Tape around the edges, leaving the top open (see illustration). Insert the paper with the tab at the top in the opening in front of the eye piece. Lift the paper up and down to open and close the eyes.

[Click here for the girl version - Girl Prayer Puppet - Friend, September 2008](#)

WHEN I PRAY

1

Cry unto him in your houses, yea, over all your household, both morning, mid-day, and evening...


Ye must pour out your souls in your closets, and your secret places, and in your wilderness. . . .

Let your hearts be full, drawn out in prayer unto him continually for your welfare, and also for the welfare of those who are around you.

(Alma 34:21, 26, 27.)

2

Heavenly Father, . . .



3

I thank Thee for . . .

4


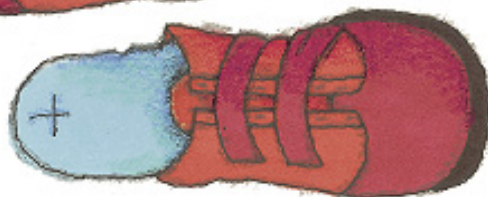


I ask Thee for . . .

5

**In the name
of Jesus Christ, Amen.**



6



August - Heavenly Father Hears and Answers my Prayers

Week 3: Answers to prayers come from Heavenly Father in many ways.

Song: A Child's Prayer

Scripture: D&C 6:22-23

Lesson: Will Heavenly Father Always Answer My prayers - Friend, February 2010 - Elder Richard G. Scott

Heavenly Father will always hear your prayers and will ... answer them. However, His answers will seldom come while you are on your knees praying, even when you may plead for an immediate response. Rather, He will prompt you in quiet moments.


Seldom will you receive a complete response all at once. It will come a piece at a time, in packets. ... As each piece is followed in faith, you will be led to other portions until you have the whole answer.

Be thankful that sometimes God lets you struggle for a long time before that answer comes. Your character will grow; your faith will increase.

It is so hard when sincere prayer about something you desire very much is not answered the way you want. ... Your life will be easier when you accept that what God does in your life is for your *eternal* good.

Activity 1: Heavenly Father Hears and Answers Prayers - Friend, July 2006 - To remind you of the parts of prayer, cut out the shapes on page 16 on the heavy dark lines. Fold on the dotted lines, and glue the larger shape to make a flattened tube. On the narrow strip, write on the lines provided some things you are thankful for and some blessings you pray for. Slide the narrow strip inside the folded piece. You could place this reminder on your pillow to remind you to pray before you go to bed. At night, place it beside your bed to remind you to pray in the morning.

Activity 2: Coloring Page - I Can Prayer to Heavenly Father - Friend, September 2008



Heavenly
Father Hears
and Answers
Prayers

Glue

Fold

Fold

<hr/> <hr/> <hr/> <hr/> <hr/> <hr/> <hr/> <hr/>	<hr/> <hr/> <hr/> <hr/> <hr/> <hr/> <hr/> <hr/>	<hr/> <hr/> <hr/> <hr/> <hr/> <hr/> <hr/> <hr/>	<hr/> <hr/> <hr/> <hr/> <hr/> <hr/> <hr/> <hr/>
---	---	---	---

Note: If you do not wish to remove pages from the magazine, this activity may be copied, traced, or printed from the Internet at www.lds.org. Click on Gospel Library.



I CAN PRAY TO HEAVENLY FATHER, AND HE WILL HEAR AND ANSWER MY PRAYERS.

"Therefore I say unto you, What things soever ye desire, when ye pray, believe that ye receive them, and ye shall have them" (Mark 11:24).

August – Heavenly Father Hears and Answers my Prayers

Week 4: Answers to prayers come from Heavenly Father in many ways.

Song: A Child's Prayer

Scripture: Mosiah 27:14

Lesson: Alma the Younger - Friend, October 1971

Alma, the younger, was an unbeliever. Many times he had heard his father, Alma, urge the people to love God and keep the commandments. But he would not really listen, for he did not care about humbling himself nor about helping his neighbors. He did not want to go to church and worship God. There were many of the young people at that time who did not believe the words of their fathers; they would not be baptized or join the true church.

Alma, the younger, was a good speaker, and with sweet words and much flattery he stole away the hearts of the people and led many of them away from the Church. He had four friends, the sons of Mosiah, who felt as he did. With Alma as their leader, they found excitement in doing wrong.

The Lord loved Alma and his friends, but he did not like the things they were doing. One day as they were going about secretly trying to destroy the church of God and to lead away the people of the Lord, an angel appeared to them. The angel descended as it were in a cloud, and he spoke with a voice of thunder, which caused the earth where they stood to shake. And so great was their astonishment that they fell to the earth and could not understand what was said to them. The angel called again, "Alma, stand up and listen! Why do you persecute the church of God?"

Alma could say nothing. The angel continued: "The Lord has heard the prayers of his people and also the prayers of your father, Alma, who has asked with much faith that you might see the truth. For this purpose, I have come to convince you of the power and authority of God, that the prayers of his servants might be answered according to their faith. Now, how can you dispute the power of God? I am sent from him to tell you to change your ways and seek to destroy the church no more."

Alma and the others with him fell again to the earth, and Alma's astonishment was so great that he became dumb and could not open his mouth. And he became so weak that he could not even move his hands. His friends lifted him up and carried him, helpless, to his home. There they laid him before his father and told all that had happened to them. The father rejoiced, for he knew that all that had happened was because of the power of God.


Then Alma, the elder, called all the people together that they might see what the Lord had done for his son and for those who were with him. And the people and the priests fasted and prayed that the Lord would bless Alma, the younger, and open his mouth that he might speak, and also that his limbs might receive their strength—that the eyes of the people might be opened to see and know of the goodness and glory of God.

After two days and two nights Alma stood up and began to speak. And Alma said, “I rejected my Redeemer and denied the truths taught by our fathers; but I have repented of my sins and have come from darkness into light. The Lord remembers every creature of his creating, and he is God.”

From this time on Alma and the four sons of Mosiah became missionaries. They brought many to the knowledge of the truth and declared to all the people that the Lord does truly reign.




Activity 1: I Can Receive Answers to Prayer - Friend, September 2009 - Cut out the shapes; mount each on heavy paper, and trim. Punch a hole in the top of each shape, and then thread yarn or string of different lengths through the holes. Tie the strings in different places on a wire coat hanger, bent as desired. Hang the mobile in your room.

Activity 2: What Shall I Say When I Pray - Friend, June 1985 - Color words and pictures; cut them out. Glue each title on separate piece of colored paper. Decide where you think each picture belongs—is it something you are grateful for, or is it something you might ask a blessing for? Some pictures may go either place. Glue each picture under title you have chosen. Close your eyes and see how many things you can remember from each page. Add your own drawings as you think of other things.

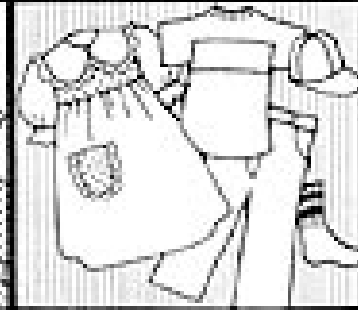


i THANK THEE



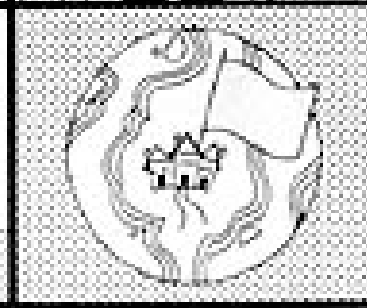
PLEASE ♡ BLESS



GOSPEL



TEACHINGS
OF THE
CHURCH



Those
WHO COULD
NOT COME.



September – I Will Serve God with All My Heart, Might, Mind, and Strength

Week 1: Jesus Christ taught us how to serve others.

Song: Give Said the Little Stream

Scripture: Matthew 25:35-36

Lesson: The Master Served - Friend, September 2007

Jesus loved serving others. He was the perfect example of service. He said, “I am among you as he that serveth” (Luke 22:27). He knew that He came to earth to serve others, not to be served. Do you think it is odd that the Master served others? *Master* and *servant* are opposite words. You might think it is surprising that the greatest masters are those who serve.


During Jesus’s mortal life, He served the poor. He taught the gospel. He fed crowds of hungry people. He washed His disciples’ feet. He healed the sick and even raised the dead.

Jesus taught the importance of service. When He comes to earth again, He will say to the righteous: “I was an hungred, and ye gave me meat: I was thirsty, and ye gave me drink: I was a stranger, and ye took me in: Naked, and ye clothed me: I was sick, and ye visited me: I was in prison, and ye came unto me” (Matthew 25:35–36).

Jesus said the righteous will not remember doing any of those things for Him. Then He will tell them, “Inasmuch as ye have done it unto one of the least of these my brethren, ye have done it unto me” (Matthew 25:40). When we serve each other, we are also serving Him.

You can serve the Lord by serving those around you. You do not have to do something big to serve others. A smile can gladden a friend’s heart. Speaking a kind word, helping a brother or sister, obeying your parents—all are ways you can serve. When we willingly serve, we become more like Christ, and our faith grows.

Activity: The Master Served - Friend, September 2007 - Cut out the eight pieces. Punch holes where indicated. Using yarn or string, tie a loop in the hole at the top of the picture of the Savior. Use another piece of string to connect the bottom of the picture of the Savior to the scripture. Using six more pieces of string, tie each picture of an act of service to the bottom of the picture above. Hang your mobile where it will remind you that when you are serving others, you are also serving Jesus Christ.



And behold, I tell you these things that ye may learn wisdom; that ye may learn that when ye are in the service of your fellow beings ye are only in the service of your God.

Mosiah 2:17



Note: *If you do not wish to remove pages from the magazine, this activity may be copied or printed from www.friend.lds.org*



September – I Will Serve God with All My Heart, Might, Mind, and Strength

Week 2: Prophets and apostles show us how to serve.

Song: Give Said the Little Stream

Scripture: Galatians 5:13

Lesson: Learning to Serve Others - Friend, August 2012

Thomas Spencer Monson was named for his grandfather Thomas Condie. Young Tommy learned many lessons from his grandfather, who lived just a few houses away. The lesson he best remembers was about how to serve others.

One day when Tommy was about eight years old, he and his grandfather were sitting on the front-porch swing. An elderly man from England lived on the same street. His name was Robert Dicks, but most of the neighbors just called him “Old Bob.” He was widowed and poor.

Old Bob came over and sat down on the porch swing with Tommy and his grandfather. He said that the small adobe house where he lived was going to be torn down. He had no family, no money, and nowhere to go.

Tommy wondered how his grandfather would respond to the sad story. His grandfather reached into his pocket and pulled out a small leather change purse. He took out a key and put it in Old Bob’s hand. “Mr. Dicks,” he said kindly, “you can move your things into that empty house of mine next door. It won’t cost you a cent, and you can stay there as long as you like. And remember, nobody is ever going to put you out again.” Tears filled Old Bob’s eyes.

Tommy’s mother also taught him how to love and serve others. Every Sunday before the Monson family ate dinner, Tommy’s mother prepared a plate of roast beef, potatoes, and gravy for Old Bob. Sometimes it also included Tommy’s mother’s famous ribbon cake with layers of green, pink, and yellow cake and chocolate frosting. Tommy’s job was to deliver the dinner to Old Bob.

At first Tommy did not understand why he couldn’t eat first and then take the plate over. But he never complained. He would run quickly down to Old Bob’s house, balancing the full plate. Then he would wait anxiously as Old Bob came slowly to the door.

The two would then trade plates—Bob’s clean plate from the previous Sunday and Tommy’s plate piled high with food. Then Bob would offer a dime as payment for the kindness.

Tommy's answer was always the same: "I can't accept the money. My mother would tan my hide."

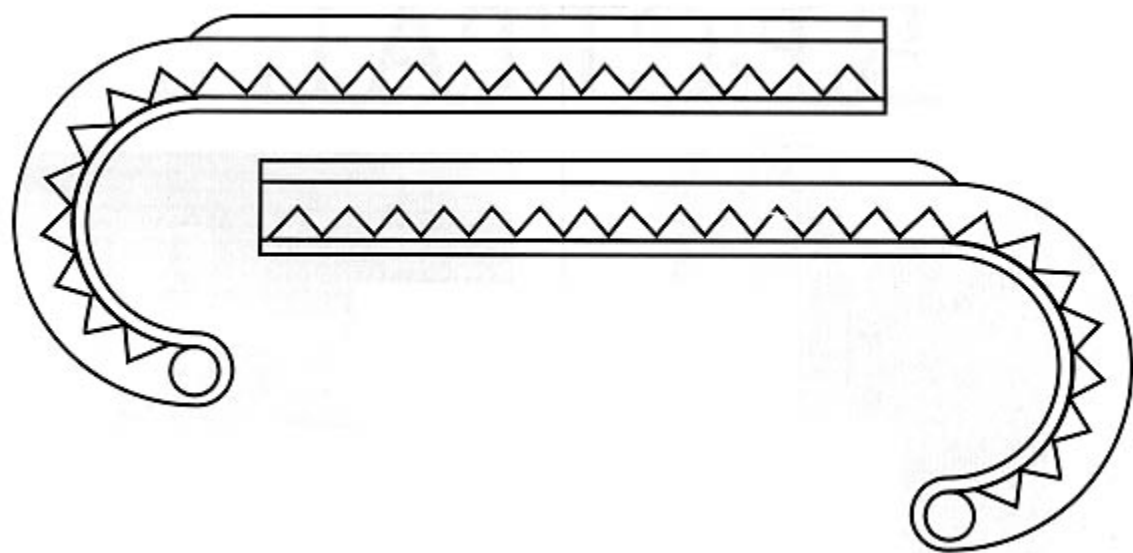

The old gentleman would pat Tommy's blond hair and say, "My boy, you have a wonderful mother. Tell her thank you." When Tommy reported the compliment from Old Bob back to his mother, her eyes glistened with tears.

Showing charity, giving unselfishly to others, putting others first, and being a good friend and neighbor were important in the Monson home. They have become the hallmark of President Monson's life.

Activity 1: Look, Feel, and Help - Friend, July 1996 - Mount page on heavy paper. Carefully color the pair of Feeling Glasses, the ear pieces, and the Helping Hands badge, then cut them out. Attach the ear pieces to the glasses by gluing, taping, or stapling.

You can wear these items to help you remember to look both with your spiritual eyes and with your heart, and to help in some way—or you can hang them on your wall as a reminder.

Activity 2: Coloring Page - Service - Friend, November 2009





MY FAMILY AND I CAN SERVE OTHERS.
"By love serve one another" (Galatians 5:13).

September – I Will Serve God with All My Heart, Might, Mind, and Strength

Week 3: When I serve others, I serve God.

Song: Give Said the Little Stream

Scripture: Mosiah 2:17

Lesson: I will be His Servant - Friend, October 2008

Ammon, a great Nephite missionary, went to the land of the Lamanites to “declare unto them the word of God” (Alma 17:12). When Ammon entered the land, the Lamanites bound him and took him to the king. The king asked Ammon if he wanted to dwell in the land. Ammon asked the king if he could be his servant.

Ammon served the king with all his heart, might, mind, and strength. He showed love to the people. He used his power to protect the king’s sheep and servants. He used his mind to learn the gospel and share it with the king. He used his strength to be firm and steadfast in living the gospel. (See Alma 17–18.)

The words of the Primary song “I Will Be Valiant” (*Children’s Songbook*, 162) remind us to be like Ammon.

The Lord needs valiant servants,

To do his work in the latter day,

Who follow the teachings of Jesus

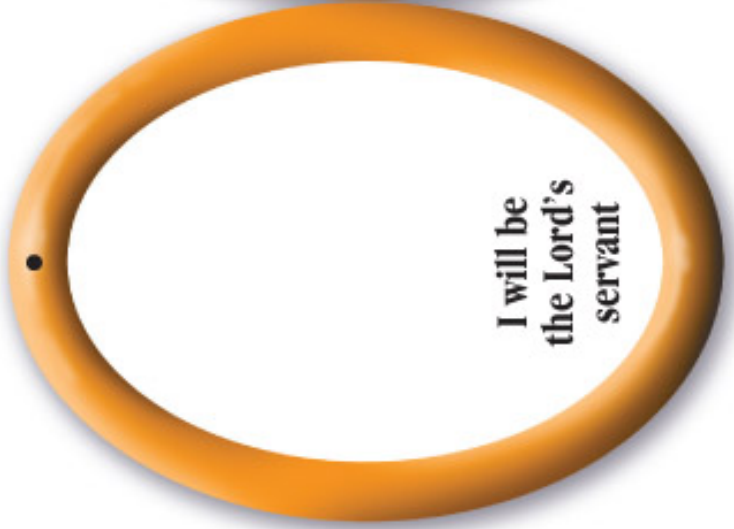
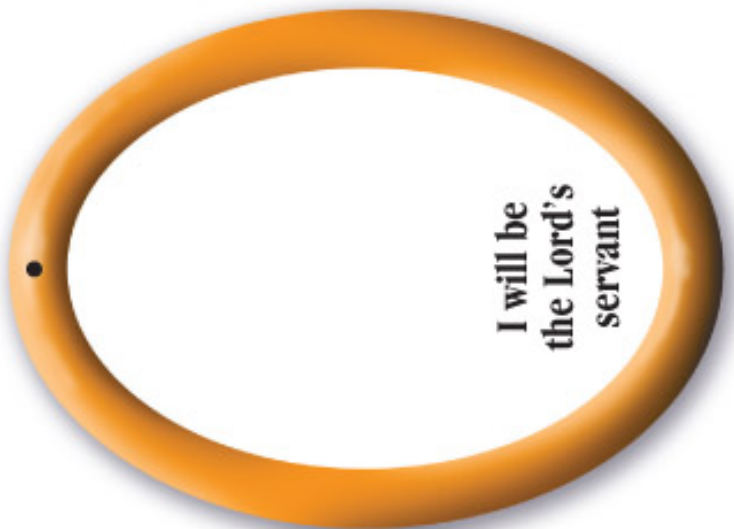
And serve his people in a loving way.

We can learn to serve others as Ammon did. We can show love to those around us, especially our family and friends. We can use our energy to do good things, such as being kind or helping. We can use our minds to learn the gospel by reading the scriptures and listening to our parents and teachers. We can choose to be firm and steadfast in doing what is right.

I will be his servant; And keep my cov’nants valiantly.

I’ll stand for truth. I’ll stand for right. The Lord can depend on me.

Activity: I Will be His Servant - Friend, October 2008 - Cut out the ovals on page 10, and glue them together back-to-back. Cut out the four rectangles, fold them in half, and glue the backs together to make squares. Cut out the circular picture of Ammon for the top of the mobile, and punch holes where indicated. Attach a photo or draw a picture of yourself in the oval frames. Punch a hole at the top of the picture frames and in each of the four squares. Use string or yarn to complete the mobile. Hang the mobile where it will remind you to serve the Lord and others.



Note: This activity may be copied or printed from the Internet at www.friend.lds.org.



Heart

Strength

Might

Mind

Mind

Might

Strength

Heart

September – I Will Serve God with All My Heart, Might, Mind, and Strength

Week 4: When I serve others, I serve God.

Song: Give Said the Little Stream

Scripture: D&C 59:5

Lesson: When We Serve Others, We Serve God - Friend, November 2010

Happiness comes when we obey God's commandments. Jesus Christ taught the first and the second commandments. He said, "Thou shalt love the Lord thy God with all thy heart." Then He said, "Thou shalt love thy neighbour as thyself" (Matthew 22:37, 39). We can obey these commandments by serving others. That means we do something kind for them. When we serve others we can be happy.

Jesus showed us how to do this. He came to earth to help us. Everywhere He went He helped people. He taught people the gospel. He visited and blessed people who were sick. He helped people who had disabilities. He was a friend to the lonely. By serving others, Jesus did what Heavenly Father wanted Him to do. In Mosiah 2:17 we learn that when we serve someone else we are really serving God.

President Thomas S. Monson encourages us to serve others. Children around the world serve those in need, and their happiness shines through when they share their stories.

Max said: "At my preschool I helped clean the tables and chairs for my teachers. It made me feel good to help someone without being asked first."

Carson and Kyleigh said: "When our grandma was in the hospital we decided to give her a special gift by cleaning her house really well before she got home. It made us feel really good to do this for her."

Brittish said: "When my mom broke her leg she needed to use a wheelchair. I helped with my three brothers and sister at home, and I was able to help my mom get the things she needed. Service makes me feel great!"

When we obey the commandment to love and serve others we are serving God and we are blessed with happiness. Try it yourself and see that this is true!

Activity 1: When We Serve Others, We Serve God - Friend, November 2010 - Cut out the disc. Every day for a week, drop a coin or button onto the disc. Do something to serve the person the coin lands on. If it lands on "Your Choice," you can pick the person you would like to serve.

Activity 2: Be A Good Neighbor - Friend, October 1984 - Fill in the missing word or words by each picture to complete each sentence. I am a good neighbor when I ...

When We Serve Others, We Serve God





help my father rake the fallen _____.



let others borrow my _____.



help someone who has _____.



walk around—not through—my neighbor's _____.



_____ a new child at school.



invite another child to _____ with my best friend and me.



carry out the family _____.



share my _____ with someone who does not have any.



Draw a picture of something else you can do to be a good neighbor.

October - I Will Share the Gospel with All of God's Children

Week 1: Living the gospel helps me to be a missionary now.

Song: I Can Be a Missionary Now

Scripture: Matthew 5:16

Lesson: How Great Shall Be Your Joy - Friend, October 2007

Have you noticed that when you share something like a treat or a toy, you feel good? Of course you have. You can share things other than treats or toys, like knowledge. Sharing knowledge can bring great joy—not just to the receiver but also to the giver. The best kind of knowledge to share is the gospel of Jesus Christ.

Nine-year-old Ashley felt the joy of sharing the gospel. After Ashley was challenged to share a copy of the Book of Mormon, Ashley's father drove her to her school principal's house, and Ashley gave a Book of Mormon to her. Ashley also gave the full-time missionaries her principal's name. What joy Ashley felt! (See "Nine-Year-Old Member Missionary," *Friend*, July 1997, 42–43.)

The most important thing you can share is the gospel of Jesus Christ. The Lord called Oliver Cowdery and David Whitmer to preach the gospel. He explained the happiness they would receive:

"And if it so be that you should labor all your days in crying repentance unto this people, and bring, save it be one soul unto me, how great shall be your joy with him in the kingdom of my Father!

"And now, if your joy will be great with one soul that you have brought unto me into the kingdom of my Father, how great will be your joy if you should bring many souls unto me!" (D&C 18:15–16).

We show our faith in Jesus Christ when we share the gospel with others. And what great joy we receive when we help others know of Jesus Christ and of our Heavenly Father's plan.

Activity 1: I Hope They Call Me on a Mission - Friend, July 2008 - Color the missionary. Cut out the verses and the figures. Assemble the missionary as illustrated. Use the missionary to show "when I have grown a foot or two" as you sing.


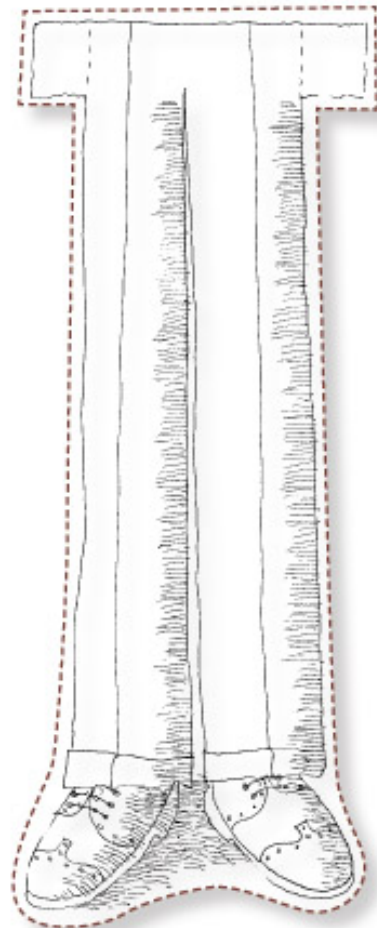
Activity 2: How Great Shall Be Your Joy - Friend, October 2007 - Write your name under one of the missionary figures. Cut it out. In family home evening, put your missionary figure next to each picture, and explain to your family how the person in each situation is being a missionary.

Missionary Activity

BY ELISE BLACK

Instructions: Color the missionary, then remove this page from the magazine and mount it on heavy paper. Cut out the verses and the figures. Assemble the missionary as illustrated. Use the missionary to show "when I have grown a foot or two" as you either recite or sing the verses in family home evening.

I Hope They Call
Me on a Mission



I Hope They Call Me
on a Mission

By Newel Kay Brown

I hope they call me on a mission
When I have grown a foot or two.
I hope by then I will be ready
To teach and preach and work
As missionaries do.

I hope that I can share the gospel
With those who want to know the truth.
I want to be a missionary
And serve and help the Lord
While I am in my youth.
(*Children's Songbook*, 169)

Note: If you do not wish to remove pages from the magazine, this activity may be copied or printed from the Internet at www.friend.lds.org.



Note: If you do not wish to remove pages from the magazine, this activity may be copied or printed from the Internet at www.friend.lds.org.

October – I Will Share the Gospel with All of God’s Children

Week 2: Living the gospel helps me to be a missionary now.

Song: I Can Be a Missionary Now

Scripture: D&C 18:15

Lesson: I Can Be a Missionary Now - Friend, July 2008

The Apostle Paul was a great missionary. He said, “I am not ashamed of the gospel of Christ” (Romans 1:16). Paul traveled to many places to share the gospel. He found joy in sharing the gospel and helping people be happy.

The Prophet Joseph Smith’s brother Samuel was the first missionary in the latter days. Since that time, more than one million men and women have served missions. Each missionary, like Samuel Smith and Paul, has a testimony of the gospel and wants to share it with others.

President David O. McKay (1873–1970) said, “Every member a missionary.”¹ That means you can be a missionary now! Sharing the gospel with others will remind you of your baptismal covenant to always remember Jesus Christ. Remember these words:

I can be a missionary now.

I don’t have to wait until I’m grown.

I’ll live each day the best that I know how,

And they’ll see I have a testimony of my own,

A testimony of my very own.

Activity 1: I Can Be a Missionary Now - Friend, July 2008 - Cut out the home and the five windows. Glue each window in the window outlines on the gospel-sharing home. With your family, talk about the ideas on the home. Decide together what you can do to be missionaries now. Place the gospel-sharing home where your family can see it.

Activity 2: I Can Be a Missionary Now - Friend, January 2012 - Each player picks a small object to use as a game piece. Taking turns, roll a die or draw a number out of the bag, and move your game piece the number of spaces you roll or draw. If you land on a space that tells something a missionary would do, move forward one extra space. Take turns until everyone has crossed the finish line, where the missionaries are waiting!

Pray for missionary opportunities.

Be friendly.

Invite your friends to Church activities.

Be a good example.

Share the gospel with others.

A Gospel-Sharing Home

Note: If you do not wish to remove pages from the magazine, this activity may be copied or printed from the Internet at www.friend.lds.org.



I Can Be a Missionary Now!

By Hikari Loftus and Hilary Watkins Lemon

Anna is trying to follow the examples of the missionaries. Follow the instructions below so she can make choices that will help her be a missionary now.

You Will Need: a die or six pieces of paper numbered 1 through 6 in a small bag; one coin, dried bean, or other small object for each person.

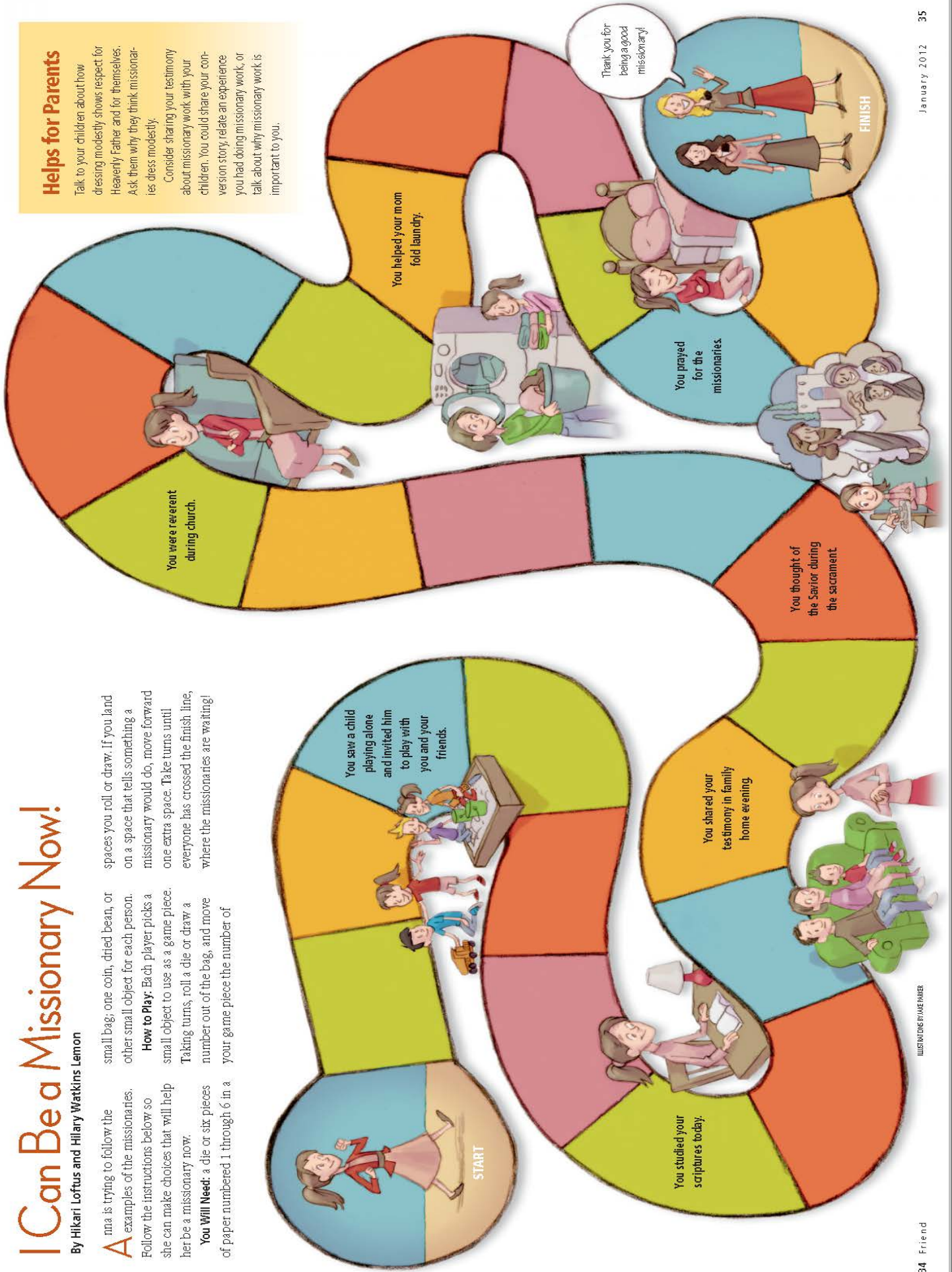
How to Play: Each player picks a small object to use as a game piece. Taking turns, roll a die or draw a number out of the bag, and move your game piece the number of

spaces you roll or draw. If you land on a space that tells something a missionary would do, move forward one extra space. Take turns until everyone has crossed the finish line, where the missionaries are waiting!

Helps for Parents

Talk to your children about how dressing modestly shows respect for Heavenly Father and for themselves. Ask them why they think missionaries dress modestly.

Consider sharing your testimony about missionary work with your children. You could share your conversion story, relate an experience you had doing missionary work, or talk about why missionary work is important to you.



October - I Will Share the Gospel with All of God's Children

Week 3: I can share the gospel with my family and friends.

Song: I Can Be a Missionary Now

Scripture: John 21:15

Lesson: Helping Feed the Savior's Lambs - Friend, April 2010 - President Henry B. Eyring

The Savior had been crucified and then resurrected. His disciples had gone to Galilee. They had fished through the night, catching nothing. When they drew near to shore, in the dawn, they did not at first recognize Him. He called out to them, telling them where to cast their nets, and when they did, the nets were filled. They rushed to greet Him on the shore.

They found a fire of coals with fish cooking and bread. Then He gave a commandment to them which still stands for each of us.

"So when they had dined, Jesus saith to Simon Peter, Simon, son of Jonas, lovest thou me more than these? He saith unto him, Yea, Lord; thou knowest that I love thee. He saith unto him, Feed my lambs" (John 21:15).

The Saints of God have always been under covenant to **nourish** each other spiritually, especially those tender in the gospel. A child can do the things which nourish the faith of others. Children could invite a recent convert to come with them to a meeting. Children could smile and greet a new member coming into a chapel or into a class. And as we do, the Holy Ghost will be our companion.

Every word we speak can strengthen or weaken faith. We need help from the Spirit to speak the words which will nourish and strengthen.

We can by simple obedience help the Lord to take the lambs, His lambs, into His arms home to their Father and our Father.

I know that Jesus is the Christ. I know that He lives. And I know that He leads us in this work—His work—to bring to pass the eternal life of His Father's children.

Activity 1: Helping Feed the Savior's Lambs - Friend, April 2010 - Color the pictures of things children can do to help the Savior's lambs. Draw a picture of something you can do.

Activity 2: The Gospel will be Preached in all the World - Friend, September 2011 - Mount page on heavier paper and cut out the 16 cards. Place the cards facedown on a flat surface. Take turns turning two cards over at a time, trying to find the word card and picture card that match. As you play, think of things you can do to be a missionary now.

WHO ARE THE SAVIOR'S LAMBS?

The Savior asked His disciples to give special care to people who are not strong in the gospel or who are new members of the Church. He called these people "lambs." They need someone to help them so they can grow strong—strong in the gospel.

Color the pictures of things children can do to help the Savior's lambs. Then draw one picture of something you can do.



Greet a new member of your class.



Invite a friend to come to Primary.



Share the *Friend*.


**TAKE A
FRIEND TO
PRIMARY**



**CHOOSE
THE RIGHT**



**"THIS
GOSPEL
SHALL BE
PREACHED
UNTO EVERY
NATION."**



ELDERS



**SISTER
MISSIONARIES**



BAPTISM



SCRIPTURES



**MISSIONARY
TRAINING
CENTER**



October – I Will Share the Gospel with All of God’s Children

Week 4: My testimony is strengthened when I share the gospel.

Song: I Can Be a Missionary Now

Scripture: Mosiah 15:16

Lesson: I Can Share the Gospel Now - Friend, November 2005

What is a missionary? Some missionaries wear Sunday clothes and name tags every day. They work full-time finding and teaching others the gospel of Jesus Christ. Do you have a brother or sister who is a full-time missionary? Are your grandparents missionaries? Do you know the full-time missionaries serving in your ward or branch?

Who can be a missionary? President Hinckley encourages you to be good examples and share your testimonies of Jesus Christ with your friends. Speaking of missionary work, he said, “Let even the Primary children think of ways to assist. Many a parent has come into the Church because of a child who was invited to Primary” (*Ensign*, May 1999, 107).

Sandy was a Primary child who showed that she could be a missionary too. When she was five years old, she invited her best friend, Craig, to go to church with her on Sunday. Craig wanted to go with Sandy and was excited to ask his mother. But Craig’s mother had other plans, and she said no. When Craig asked his mother the next week if he could go to church, she said no again. Because Sandy was a good missionary, she asked Craig a third time to go to church with her family.

Craig got up early on Sunday morning and put on his best clothes. Then he woke up his mother and asked if he could go to church with Sandy. When she said no for the third time, Craig started to cry. Craig’s mother decided that if he wanted to go so badly, maybe she should go too.

Craig and his mother went to church that day with Sandy and her family. That evening they began learning about The Church of Jesus Christ of Latter-day Saints from the full-time missionaries, and soon they were baptized.

More than 20 years later, when Craig tells this story, he likes to count all the people who are members of the Church because of five-year-old Sandy, who invited a friend to church. He can count more than 100 people. Craig says, “I don’t know how many others Sandy invited to church. ... I do know that I owe her more than I can say” (*Friend*, Oct. 1998, 36–37).

Like Sandy, we can be missionaries now by being a good example, by inviting our friends to Primary or activity days, and by sharing our testimonies.

Activity 1: I Can Share the Gospel Now - Friend, November 2005 - Cut around the solid black lines. Fold tabs on the colored lines to make a box. Glue the flaps. You and your family can play this game to help you remember to be a missionary now. Take turns rolling the box, looking at the picture on the top, and telling how to be a missionary in that pictured situation.

Activity 2: Coloring Page - I Can Be a Missionary Now - Friend, September 2011



ILLUSTRATED BY COLLEEN MARSH



I can be a missionary now.

This gospel shall be preached unto every nation, and kindred, and tongue, and people (D&C 133:37).

ILLUSTRATION BY BETH M. WHITTAKER

November – We Are to Thank God in All Things

Week 1: I am thankful for my body, and I know that it is a temple.

Song: Thanks to Our Father

Scripture: 1 Cor. 3:16-17

Lesson: My Body is a Temple - Friend, May 2002

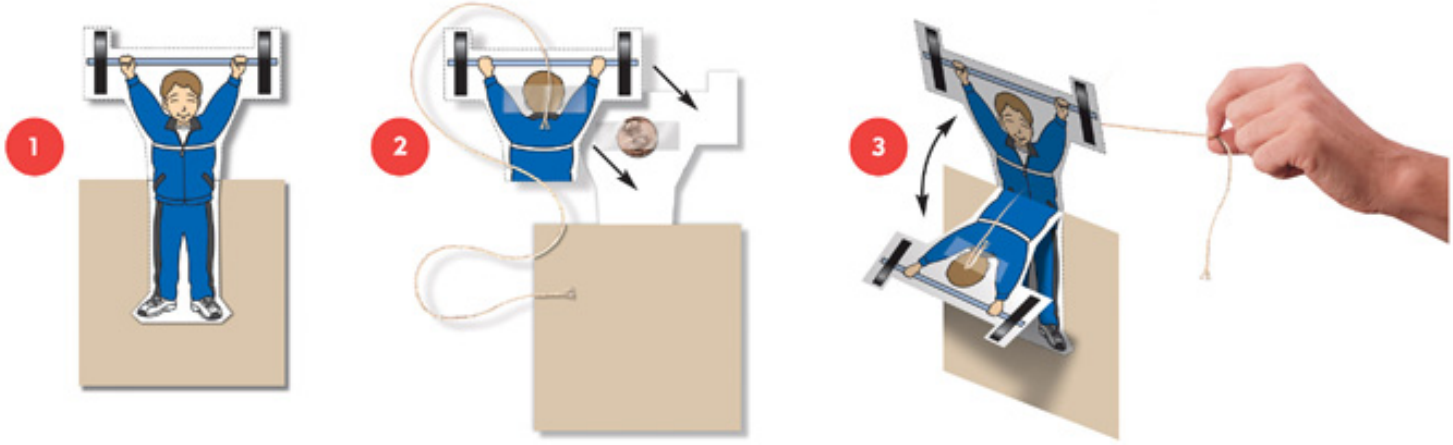
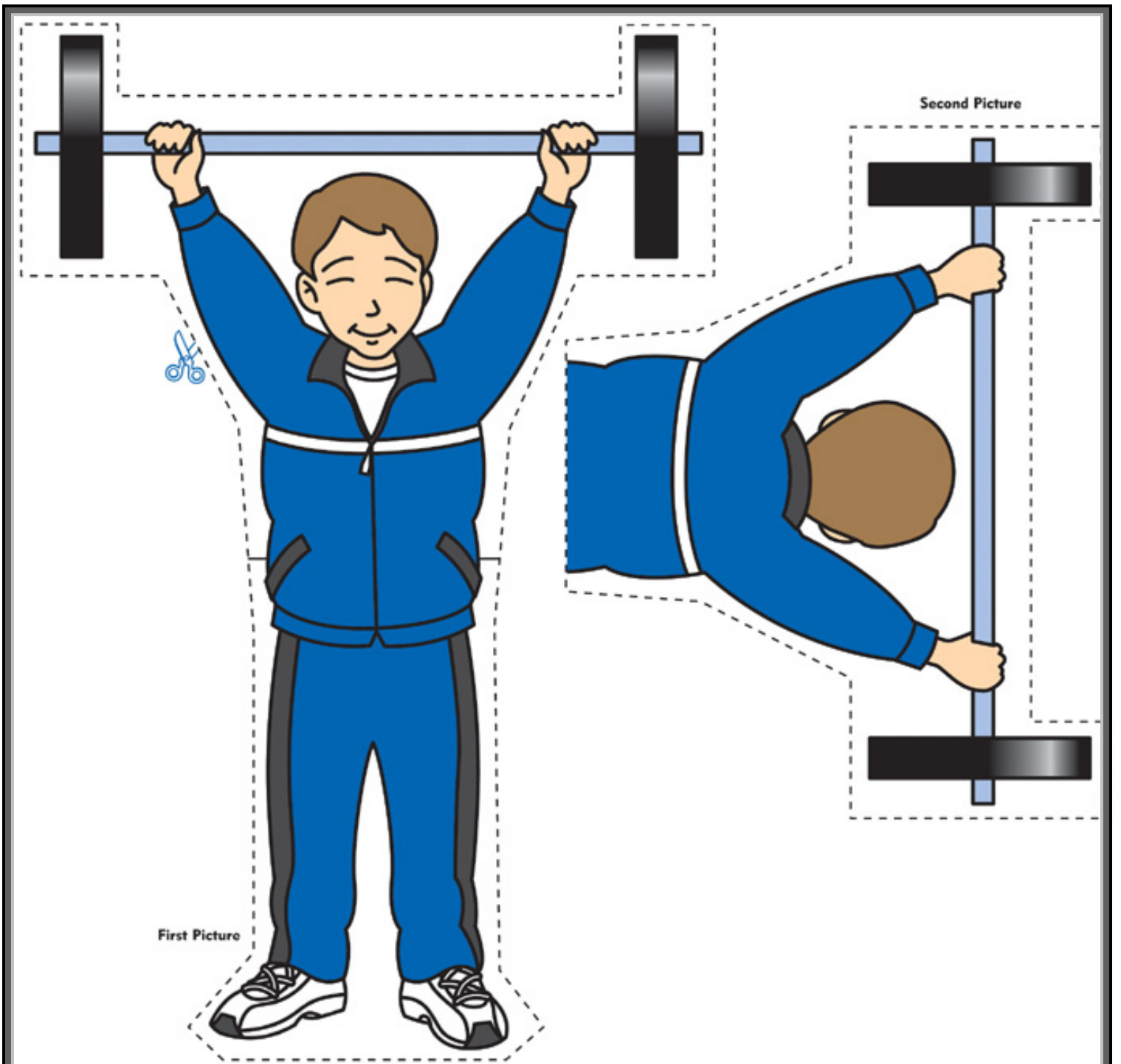
Our bodies are the temples of our spirits. Even though we choose what to do with them while we are here on earth, we must remember that they are sacred because Heavenly Father created them. President Gordon B. Hinckley said, “Our bodies ... are the tabernacles of our spirits. He who is the Father of those spirits would have us build strength and virtue into these personal tabernacles.”*

We can trust the prophets to tell us how to protect our bodies. President Hinckley has counseled us not to tattoo or pierce them (except for one pair of earrings per woman). Other prophets have asked us to keep our bodies pure by following the Word of Wisdom and having clean thoughts. Dressing in neat, modest clothing invites the Spirit into our lives because it shows respect for our bodies and helps us be an example to others.

President Boyd K. Packer, Acting President of the Quorum of the Twelve Apostles, said, “If you are well groomed and modestly dressed, you invite the companionship of the Spirit of our Father in Heaven and exercise a wholesome influence upon those around you. ... Dress and groom to show the Lord that you know how precious your body is.”

Satan is jealous of everyone who has a body, because he cannot have one. He tempts us to ruin our body’s purity by wearing inappropriate clothing or taking harmful substances. He even tempts us to be ashamed of our bodies—to think that they aren’t good enough, tall enough, strong enough, or pretty enough. If we follow the Spirit, we will be able to build “strength and virtue” into our bodies, and we won’t believe the devil’s lies about them. Heavenly Father is pleased with the earthly temples created for our spirits. We must show reverence for our bodies and treat them as holy temples.

Activity: My Body is a Temple - Friend, May 2002 - Cut out the two pictures along the dashed lines. Glue the First Picture onto a 5" x 5" (13 cm x 13 cm) piece of cardboard so the top edge of the cardboard lines up with the two lines at the center of the picture (see figure 1). Fold the picture at the center line so it will bend forward. Tape a penny onto the back of the First Picture, then glue the back of the Second Picture onto the back of the First Picture (see figure 2). Tape a 12" (30.5 cm) piece of string onto the Second Picture (see figure 2). Hold the cardboard upright, pull the string back to bring the weightlifter up, then let the weight of the coin pull it back down (see figure 3).



November - We Are to Thank God in All Things

Week 2: I am thankful for temporal blessings.

Song: Thanks to Our Father

Scripture: Mosiah 2:41

Lesson: I Have Many Blessings - Friend, November 1989


Heavenly Father has given you many things for which you can be thankful. You have been blessed with a beautiful world in which to live, a family and friends who love and care for you, and leaders and teachers to guide you. You have the scriptures to help you learn of Heavenly Father and Jesus, and talents to bless your life and the lives of others.

Remember to thank Heavenly Father often for the blessings that He gives to you. The prophet Alma tells us to “always [return] thanks unto God for whatsoever things ye do receive” (Alma 7:23).

There are many ways that you can thank Heavenly Father. You can thank Him by praying to Him, by singing praises, by being reverent, and by being a good example. You also thank Him by obeying His commandments and by serving others.

Activity 1: Blessing Gift Box - Friend, December 2005 - Color a small box or envelope to represent a wrapped gift. Then cut out the shapes. On the home shapes, write blessings you receive from your family. On the star shapes, write blessings you receive from the Savior. On the temple shapes, write blessings you receive by being a member of the Church. Think of other blessings to write on the gift shapes. Put all the shapes into the box or envelope. During family home evening, share the shapes and discuss the gifts we receive from Heavenly Father.

Activity 2: Blessing Basket - Friend, November 2006 - Cut out the basket and handle on the solid lines, fold along the dotted lines, and paste the tabs where indicated (see illustration). Cut out 30 strips of paper. On each paper, write one blessing you have received and one act of service you will perform to show gratitude for that blessing. (For example, “I am thankful for food to eat. To show my gratitude, I will help to prepare or clean up after a meal today.”) Fold the slips of paper and put them in the basket. Each day this month, choose a slip of paper, think about the blessing, and perform the act of service.



GLUE

GLUE

GLUE

GLUE

GLUE

GLUE



November – We Are to Thank God in All Things

Week 3: I am thankful for spiritual blessings.

Song: Thanks to Our Father

Scripture: Moroni 10:8

Lesson: Gifts from God - Friend, March 2003

You have many gifts from God. Some of you are good at sports. Some are peacemakers. Some can make people laugh and feel better about themselves. Some know just when something needs to be done and do it. Some can sing or dance or do gymnastics. Some are good at math or science or spelling. Some have lots of good ideas for better ways to do things. Some are good with animals.

These are all wonderful gifts, but there are other gifts that Church members have. They are spiritual gifts, and all are needed in the Church. The Apostle Paul wrote about them in his first letter to the people of Corinth:

“No man can say that Jesus is the Lord, but by the Holy Ghost. Now there are diversities of [many different] gifts, but the same Spirit. And there are differences [in how these gifts are used], but the same Lord. ... It is the same God which worketh all in all.” (1 Cor. 12:3–6.)

Paul lists many of these gifts, and says that each of us can recognize the gift or gifts we have from the Spirit: “To one is given by the Spirit the word of wisdom; to another the word of knowledge by the same Spirit; To another faith by the same Spirit; to another the gifts of healing by the same Spirit; To another the working of miracles; to another prophecy; to another discerning of spirits; to another divers kinds of tongues [the ability to speak different languages]; to another the interpretation of tongues [understanding of different languages]” (1 Cor. 12:8–10).

Then Paul explains that we are to use these spiritual gifts for the good of the Church, and that because all are needed, we must not think that the gift we have is more important. He said that if “one member suffer, all the members suffer with it; or [if] one member be honoured, all the members rejoice with it” (1 Cor. 12:26).

Finally, Paul said that we need to work hard to recognize the gifts we have and to help them grow so that we can help each other the very best we can.

Activity: I Am Glad for Many Things - Friend, November 2002 - Mount page on heavy paper. Draw a picture of something special you are thankful for on each blank finger scene. Cut out each scene with its tabs, then glue the ends of the tabs together to make a ring. (Be sure to make two thumb rings larger than the other rings.) Choose the rings you want to use as you sing “I Am Glad for Many Things” (*Children’s Songbook*, page 151). Hold up all your fingers with rings when you sing “many things.”



November – We Are to Thank God in All Things

Week 4: We should thank Heavenly Father for all our blessings.

Song: Thanks to Our Father

Scripture: Alma 7:23 or D&C 59:7

Lesson: Every Blessing that I Enjoy Here - Friend, November 2008

*I thank thee, dear Father in heaven above,
For thy goodness and mercy, thy kindness and love.
I thank thee for home, friends, and parents so dear,
And for ev'ry blessing that I enjoy here.*

(“I Thank Thee, Dear Father,” *Children’s Songbook*, 7)

Did you know that being thankful is a commandment? In Doctrine and Covenants 59:7 we read, “Thou shalt thank the Lord thy God in all things.” One of the ways you can show your love for Heavenly Father is to thank Him for the blessings He has given you.

Some Primary children shared what they are thankful for. Andrew: “I am thankful for my family and food.” Brady: “I am thankful for my mom and dad; my sister; and my kitty, Lucy.” Caleb: “I am thankful for my hands because they can move.” Connor: “I am thankful for my family and the times that we play games together.” Taegan: “I am thankful for my family and the gospel.” McKenna: “I am thankful for the gift of the Holy Ghost because He can give us promptings that keep us safe.” Seneca: “I am thankful for my family, the gospel, my friends, and my home.”

What are you thankful for? Talk with your family and make a list of the blessings Heavenly Father has given you. Remember to thank Him for your blessings each time you pray.


Activity 1: Every Blessing that I Enjoy Here - Friend, November 2008 - To play the blessings matching game, remove page and mount on heavy paper. Cut out the blessings cards on the solid lines. Place the cards facedown. Turn over two cards and try to make a match. When you make a match, tell others why you are thankful for that blessing.

Activity 2: I Have Many Blessings - Friend, November 1989 - The big picture here is missing many things that are given to you as blessings from Heavenly Father. To help you understand how many blessings you have been given, cut out the small pictures and glue them within the correct outlines on the big picture. What others blessings can you think of?



Note: This activity may be copied or printed from the Internet at www.friend.lds.org.





December - I Know that Jesus Christ Will Come Again

Week 1: The prophets foretold that Jesus Christ would come to earth.

Song: I Wonder When He Comes Again

Scripture: Helaman 14:1-2

Lesson: Samuel the Lamanite Prophecies of Christ - Friend, August 2012

Discouraged, Samuel the Lamanite started walking home. He had been preaching repentance to the Nephites in Zarahemla, but they would not listen. Instead, they chased him out of the city. As Samuel traveled back to his own land, the voice of the Lord stopped him.

The Lord told Samuel to go back to Zarahemla and teach the words the Lord would put in his heart. The Nephites had become wicked and full of pride, and they needed to hear a prophet.

Samuel returned to Zarahemla, but the people would not let him in the city. But Samuel was determined to find a way. He had been sent by the Lord to preach, and that's what he would do! He climbed to the top of the city wall, stretched out his hand, and started to teach.

In a loud voice Samuel called down to the Nephites. He warned them that the city of Zarahemla would be destroyed because they loved riches and wickedness and never thanked God for their blessings. He told them that they could not be happy by doing bad things.

The spirit of prophecy filled Samuel. He told the people that in five more years the Son of God would be born on the earth. There would be one day and a night and another day, and it would all appear to be one long day with no darkness at all. The sun would go down, but it would not get dark; and a bright new star would appear in the sky. This special night would be the night before the Savior was born.

Samuel said that God gave them knowledge and made them free to choose for themselves if they wanted to do good or evil. Good choices would bring blessings, but choosing evil would bring sorrow.


Some of the Nephites were angry with Samuel. They threw stones and shot arrows at him as he stood on the wall. But the Spirit of the Lord was with Samuel, and the stones and arrows could not hit him. As men climbed up to grab him, he jumped down from the wall and ran safely away to his own country.

Even though some of the Nephites did not listen to Samuel, many believed his words, especially when they saw that arrows could not hit him. Those people went to Nephi, the Church leader, and asked to be baptized.

Activity 1: Samuel the Lamanite - Friend, September 1992 - Remove this page from the magazine, color the figures, and mount them on heavy paper; then cut out the figures and glue pieces of flannel on the backs. Read the scriptures listed, then retell the Book of Mormon story using the figures.

Activity 2: Coloring Page - Samuel the Lamanite - Friend, December 1988

Activity 3: Nativity Ornaments - Friend, December 2001 - Glue this page to heavy paper and let the glue dry. Cut out the ornaments and punch a hole in each small circle. On the back of each ornament, draw your own picture of the same event or of a modern Christmas decoration. Bend a paper clip into a hanger and hook one end through the hole.







December - I Know that Jesus Christ Will Come Again

Week 2: Jesus Christ will come to earth again.

Song: I Wonder When He Comes Again

Scripture: Matthew 16:27

Lesson: Jesus Christ Will Come Again - Friend, December 1999

When Jesus Christ was in the temple in Jerusalem, He told His disciples that after He died, He would come back to the earth to live with the people. After they left the temple to walk to Bethany, He foretold one of the signs of His Second Coming. "There shall not be left here, upon this temple, one stone upon another that shall not be thrown down.

"And Jesus left them, and went upon the Mount of Olives. And as he sat upon the Mount of Olives, the disciples came unto him privately, saying: Tell us when shall these things be which thou hast said concerning the destruction of the temple, and the Jews; and what is the sign of thy coming ... ?

"And Jesus answered, and said unto them: Take heed that no man deceive you;

"For many shall come in my name, saying—I am Christ—and shall deceive many;

"Then shall they deliver you up to be afflicted, and shall kill you, and ye shall be hated of all nations, for my name's sake. ...

"For in those days there shall also arise false Christs, and false prophets, and shall show great signs and wonders, insomuch, that, if possible, they shall deceive the very elect [faithful]. ...

"You also shall hear of wars, and rumors of wars; see that ye be not troubled, for all I have told you must come to pass; but the end is not yet. ...

"There shall be famines, and pestilences, and earthquakes."

And about the false prophets and Christs, He warned: "Wherefore, if they shall say unto you: Behold, he is in the desert; go not forth: Behold, he is in the secret chambers; believe it not;


"For as the light of the morning cometh out of the east, and shineth even unto the west, and covereth the whole earth, so shall also the coming of the Son of Man be." (JS—M 1:3–7, 22–23, 29, 25–26.)

The Savior told the disciples that not even the angels in heaven knew when He would come again. He said, "Watch ye therefore, and pray always, that ye may be accounted worthy to escape all these things that shall come to pass, and to stand before the Son of man" (Luke 21:36). He also warned them, "Therefore be ye also ready, for in such an hour as ye think not, the Son of Man cometh" (JS—M 1:48).

The Second Coming of the Savior will be a glorious experience for all righteous people. It will be a time of happiness, peace, and love for those who are prepared to meet Him. We can be prepared to meet Jesus Christ if we follow His teachings, keep the commandments, and choose the right.

Activity 1: Jesus Christ Will Come Again - Friend, December 1999 - Color the flannel-board figures, then mount them on heavy paper. Cut them out and use them to tell about the Second Coming of Jesus Christ.

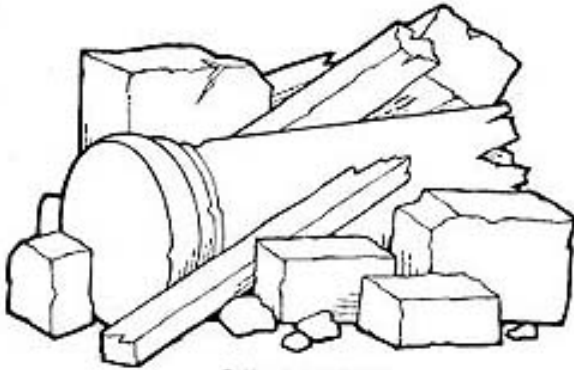
Activity 2: The Scriptures Teach Me about the Savior's Birth and Second Coming - You can make your own picture book of the life of Jesus Christ. Cut out the pictures on page 41. Punch holes on each page where indicated and stack the pages in order. Use string to tie the pages together through the holes. You could look at this book with your family during family home evening and talk about the life of the Savior.



Sunrise



The Savior's Second Coming



Fallen temple



Jesus Christ teaching some of His disciples



War, famine, pestilence,
and earthquakes

1



2



3




4



5



6




7



8



9



December - I Know that Jesus Christ Will Come Again

Week 3: I will prepare to live with Heavenly Father and Jesus Christ again.

Song: I Wonder When He Comes Again

Scripture: Alma 34:32

Lesson: Returning Safely to Heavenly Father - Friend, April 2009 - President Dieter F. Uchtdorf

The Point of Safe Return

During my training to become an airline captain, I had to learn how to navigate an airplane over long distances. Flights over huge oceans, crossing extensive deserts, and connecting continents need careful planning to ensure a safe arrival at the planned destination. Some of these nonstop flights can last up to 14 hours and cover almost 9,000 miles (14,500 km).

There is an important decision point during such long flights known as the *point of safe return*. Up to this point the aircraft has enough fuel to turn around and return safely to the airport of departure. Having passed the point of safe return, the captain has lost this option and has to continue on. That is why this point is often referred to as the *point of no return*.

It's Never Too Late

Satan wants us to think that when we have sinned we have gone past a “point of no return”—that it is too late to change our course. The Atonement of Jesus Christ is the gift of God to His children to correct and overcome the consequences of sin. Christ came to save us. If we have taken a wrong course, the Atonement of Jesus Christ can give us the assurance that sin is *not* a point of no return. A safe return is possible if we will follow God's plan for our salvation.

There Is Always Hope

Wherever you find yourselves on this journey through life, whatever trials you may face, there is *always* a point of safe return; there is always hope. You are the captain of your life, and God has prepared a plan to bring you safely back to Him, to your divine destination.

The gift of the Atonement of Jesus Christ provides us at all times and at all places with the blessings of repentance and forgiveness. Because of this gift, the opportunity to make a safe return from the disastrous course of sin is available to all of us. Happiness in this life and eternal joy in a life to come will be our reward if we choose to accept and apply this gift of our Heavenly Father.

Activity 1: Clean Again - Friend, March 2003 - Mount on heavy paper; then carefully cut out the pieces of the mobile. Draw or glue a picture of yourself on the back of the square piece. Fold along the dotted lines, glue the backs of the two oval pieces together, and punch holes where indicated. Use string to connect each piece (see illustration). Tie a loop at the top; then tie a knot at the bottom. Once a day, read a scripture listed under a picture of the Savior.

Activity 2: I Know that My Redeemer Lives - Friend, December 2010 - Cut out the ornaments on page 41 and look up the scriptures on each one. As you place the ornaments on a Christmas tree or around your home, let them remind you of the Savior.



**"I am the way"
(John 14:6).**

**I CAN
REPENT AND
LIVE WITH
HEAVENLY
FATHER**

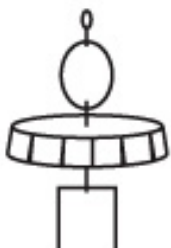


**"I am the way"
(John 14:6).**



*Jesus Christ
is my Savior.
He atoned for
my sins.*

Illustration



Matthew 19:14



Isaiah 9:6



Job 19:25



D&C 76:22



December - I Know that Jesus Christ Will Come Again

Week 4: I have a testimony that I am a child of God.

Song: I Wonder When He Comes Again

Scripture: Psalm 82:6

Lesson: I Have a Father in Heaven Who Loves Me - Friend, January 2009

How can you really know that you are a child of God? Many children do not know that they have a Father in Heaven, who loves them and who can help them. Many children do not know they lived with Heavenly Father before they came to earth. They do not know they can pray to Him. Like you, they have forgotten what it was like to live in heaven.

You have scriptures, prophets, the Holy Ghost, and a family to teach and remind you what it was like to live with Heavenly Father as His child. The scriptures teach that in heaven you received your first lessons and were prepared to come to earth (see D&C 138:56). They also teach that the Holy Ghost "beareth witness with our spirit, that we are the children of God" (Romans 8:16). The songs "I Am a Child of God" and "I Lived in Heaven" (*Children's Songbook*, 2-3, 4) can remind you of who you are and where you came from.

Heavenly Father wants you to remember that He is the Father of your spirit; He created you. When you say your prayers, ask Heavenly Father to help you remember that you are His child. The Holy Ghost can help you think and act as a child of God.

Activity 1: I Have a Father in Heaven Who Loves Me - Friend, January 2009 - Cut out the bookmark and mount it on heavier paper. Fold it in half. Glue the backs together, and punch a hole at the top. Tie ribbon or yarn through the hole. Use this bookmark in your scriptures to remind you that you have a Heavenly Father, who knows you, loves you, and will always hear and answer your prayers.

Activity 2: Scripture Box - January 2004 - Carefully remove and mount it on heavy paper. Cut around the solid black line. Fold on the dotted lines to make a box. Glue the end flaps. Fold the top end flap to close the box, but don't glue it shut. Draw or glue a picture of yourself inside the blank frame. Read the scripture reference on each side of the box.

Cut out the scripture reference strips, and place them in the box. Each day choose a reference, and mark it in your scriptures. The scriptures will remind you who you are. Share the box during family home evening.

I HAVE A FATHER IN HEAVEN, WHO LOVES ME.

“ALL OF YOU ARE CHILDREN OF THE MOST HIGH”
(Psalm 82:6).



Note: This activity may be copied or printed from the Internet at www.friend.lds.org.

Fold but don't glue

I am a child of God (see Psalm 82:6; D&C 76:24).

I was created in the image of God (see Moses 2:27).

Heavenly Father blessed me with a physical body. My body is a temple (see 1 Corinthians 3:16–17).

Heavenly Father sent His Son, Jesus Christ, to earth to help me return to Him (see D&C 49:5).

Heavenly Father gave me an earthly family to help me and to guide me (see D&C 68:25–28).



I lived in heaven with Heavenly Father (see D&C 93:29).


Heavenly Father and Jesus Christ want me to be happy (see 2 Nephi 2:25).

Heavenly Father loves me and gives me certain talents (see D&C 46:11).

Heavenly Father gave me the scriptures so I can learn about Him (see D&C 33:16).

Heavenly Father listens to and answers my prayers (see D&C 112:10).

I can return to live with Heavenly Father someday (see D&C 78:7).



I am a child of God; my Heavenly Father loves me (see Psalm 82:6).

Glue

Glue



Heavenly Father has given me an earthly family (see D&C 68:25–28).



I live in a beautiful world created for me (see D&C 14:9).

Heavenly Father sent His Son, Jesus Christ, to help me (see John 3:16).



Because of His love for me, Heavenly Father—through Jesus Christ—created this beautiful world for me (see D&C 14:9).

I can show my love for Heavenly Father and Jesus Christ by keeping the commandments (see John 14:15).

Heavenly Father listens to and answers my prayers (see D&C 112:10).



Heavenly Father and Jesus Christ will help me obey the commandments (see 1 Nephi 3:7).

I am trying to remember and follow Jesus Christ so I can live with Him someday (see John 14:3).

Glue

Glue